PRESENTATION FACULTY HOUSING

UNIVERSITY OF CALIFORNIA, BERKELEY

NEW BUILDINGS

SYMBOLS

- MODULE REFERENCE GRID LINE, COLUMN CENTER LINE
- ROOM NUMBER (209)
- CEILING HEIGHT (8'-0")
- FINISH GROUP – SEE ROOM FINISH SCHEDULE
- DETAIL NUMBER (14)
- SHEET NUMBER (A4.1)
- WORK POINT OR REFERENCE POINT
- SECTION OR ELEVATION NUMBER (A)
- SHEET NUMBER WHERE DRAWN (A2.1)
- INTERIOR & EXTERIOR WALL TYPE (SEE PARTITION SCHED.)
- EXTERIOR ELEVATION NUMBER/SHEET NUMBER WHERE DRAWN (2/A2.1)
- WINDOW TYPE (SEE WINDOW, LOUVER SCHEDULE)
- DOOR NUMBER (SEE DOOR SCHEDULE) (114)
- DIMENSION LINE (1'-0")
- HANDICAPPED CLEARANCE CIRCLE
- INTERIOR ELEVATION NUMBER/SHEET NUMBER/LETTER VIEW (1/A5.1; A, B, C, D)

ABBREVIATIONS

&	And
	Angle
@	At
	Centerline
	Diameter or Round
#	Pound or Number
	Channel
A.B.	Anchor Bolt
A.C.	Asphaltic Concrete or Alternating Current
A/C	Air Conditioning
ACOUS.	Acoustical
ACP.	Asbestos Cement Pipe
A.D.	Area Drain
ADJ.	Adjustable
A.F.F.	Above Finish Floor
AGGR.	Aggregate
ALT.	Alternate
ALUM.	Aluminum
APPROX.	Approximate
ARCH.	Architectural
ASPH.	Asphalt
BD.	Board
BITUM.	Bituminous
BLDG.	Building
BLK.	Block
BLKG.	Blocking
BM.	Beam
BOT.	Bottom
B.R.	Bedroom
B.O.	Bottom Of
CAB.	Cabinet
C.B.	Catch Basin
CEM.	Cement
CER.	Ceramic
C.I.	Cast Iron
CLG.	Ceiling
CLO.	Closet
CLR.	Clear
C.M.U.	Concrete Masonry Unit
C.O.	Clean-out
COL.	Column
CONC.	Concrete
CONN.	Connection
C.J.	Construction Joint
CONSTR.	Construction
CONT.	Continuous
CORR.	Corridor
C.T.	Ceramic Tile
CTSK.	Countersunk
CNTR.	Counter
CPT.	Carpet
C.R.	Cold Rolled
CTR.	Center
DBL.	Double
DD.	Deck Drain
DET.	Detail
DIA.	Diameter
DIM.	Dimension
DN.	Down
D.O.	Door Opening
DR.	Door
DWR.	Drawer
DS.	Downspout
DWG.	Drawing
D.F.	Douglas Fir
DR.F.	Drinking Fountain
E.	East
EA.	Each
E.I.F.S.	Exterior Insulation Finishing System
EL.	Elevation
ELEC.	Electrical
ELEV.	Elevator (or Elevation)
EMER.	Emergency
ENCL.	Enclosure
E.P.	Electrical Panelboard
EQ.	Equal
EQPT.	Equipment
E.W.C.	Electric Water Cooler
EXP.	Exposed
EXP.	Expansion
EXP.JT.	Expansion Joint
EXT.	Exterior
EXIST.	Existing
F.A.	Fire Alarm
F.B.	Flat Bar
F.D.	Floor Drain
F.E.	Fire Extinguisher
FEC	Fire Extinguisher Cabinet
F.H.C.	Fire Hose Cabinet
FG	Fixed Glass
FDN.	Foundation
FIN.	Finish
FIXT.	Fixture
FLR.	Floor
FLASH.	Flashing
FLUOR.	Fluorescent
F.O.C.	Face of Concrete
F.O.F.	Face of Finish
F.O.M.	Face of Masonry
F.O.W.	Face of Wall
F.O.S.	Face of Studs
FPRF.	Fireproof
F.S.	Full Size
FT.	Foot or Feet
FTG.	Footing
FURR.	Furring
FUT.	Future
GA.	Gage
GALV.	Galvanized
G.F.R.C.	Glass Fiber Reinforced Concrete
GL.	Glass
GND.	Ground
GRD.	Grade
GSM.	Galvanized Sheet Metal
GYP.	Gypsum
H.B.	Hose Bibb
H.C.	Hollow Core
HDWD.	Hardwood
HDWR.	Hardware
H.M.	Hollow Metal
HORIZ.	Horizontal
H.P.	High Point
HR.	Hour
HT./HGT.	Height
I.D.	Inside Diameter or Inside Dimension
INSUL.	Insulation
INT.	Interior
JT.	Joint
L	Long
LAM.	Laminate
LAV.	Lavatory
LF.	Light Fixture
LKR.	Locker
LT.	Light
L.P.	Low Point
MACH.	Machine
MAX.	Maximum
MB	Machine Bolt
MECH.	Mechanical
MEMB.	Membrane
MET./MTL.	
MFR.	Manufacturer
MG.	Motor Generator
MH.	Manhole
MIN.	Minimum
MIR.	Mirror
MISC.	Miscellaneous
M.O.	Masonry Opening
MTD.	Mounted
MUL.	Mullion
N.	North
N.I.C.	Not In Contract
NO. or #	Number
NOM.	Nominal
N.T.S.	Not To Scale
O.C.	On Center
O.D.	Outside Diameter
O.F.D.	Over Flow Drain
O.F.S.	Overflow Scupper
O.H.	Opposite Hand
OPG.	Opening
OPP.	Opposite
P.D.	Planter Drain
PRCST.	Pre-cast
PL.	Plate
P.LAM.	Plastic Laminate
PLAS.	Plaster
PLYWD.	Plywood
PR.	Pair
PT.	Point
PTN.	Partition
P.T.	Pressure Treated
PVC.	Polyvinyl Chloride
Q.T.	Quarry Tile
R.	Riser
RAD.	Radius
RCP.	Reinforced Concrete Pipe
R.D.	Roof Drain
REC.	Receptacle
REF.	Reference
REFR.	Refrigerator
RGTR.	Register
REINF.	Reinforced or Reinforcement
REQ'D	Required
RESIL.	Resilient
RM.	Room
R.O.	Rough Opening
RDWD.	Redwood
R.W.L.	Rain Water Leader
S.	South
S.A.D.	See Architectural Drawings
S.C.	Solid Core
S.C.D.	See Civil Drawings
SCHED.	Schedule
SECT.	Section
S.E.D.	See Electrical Drawings
SH.	Shelf
SHR.	Shower
SHT.	Sheet
SIM.	Similar
SK.	Sink
SL	Slope
S.L.D.	See Landscape Drawings
S.M.D.	See Mechanical Drawings
SPEC.	Specification
SPD.	See Plumbing Drawings
SQ.	Square
SSD	See Structural Drawings
SS	Stainless Steel
S.SK.	Service Sink
STA.	Station
STD.	Standard
STL.	Steel
STOR.	Storage
STRL.	Structural
SUSP.	Suspended
S.V.	Sheet Vinyl
SYM.	Symmetrical
SW	Sidewalk
T.A.	Toilet Accessories (see Toilet Accessories legend for abbreviations)
TRD.	Tread
T.B.	Towel Bar
T.C.	Top of Curb
TEL.	Telephone
T&G	Tongue and Groove
THRESH.	Threshold
T.P.	Top of Pavement
TS	Tubular Steel
T.S.	Top of Structural Slab
TV	Television
T.W.	Top of Wall
TYP.	Typical
UNF.	Unfinished
U.O.N.	Unless Otherwise Noted
U.L.	Underwriter's Laboratory
VCT	Vinyl Composition Tile
VERT.	Vertical
VEST.	Vestibule
V.I.F.	Verify In Field
V.B.	Vapor Barrier
W.	West/Wide
W/	With
W.C.	Water Closet
WD.	Wood
W/O	Without
WP.	Waterproof(ing)
W.R.	Water Resistant
WAINS.	Wainscot
WT.	Weight
W.O.	Where Occurs

INDEX OF DRAWINGS

A0.1 TITLE SHEET/PROJECT DATA
T0.1 TOPOGRAPHY AND BOUNDARY PLAN

CIVIL

C1.0 HORIZONTAL LAYOUT
C1.1 CIVIL SITE GRADING, DRAINAGE AND SEWER PLAN
C1.2 CIVIL DETAILS

LANDSCAPE

L1.0 SITE LAYOUT AND REFERENCE
L1.2 CONSTRUCTION DETAILS
L1.3 CONSTRUCTION DETAILS
L2.0 IRRIGATION PLAN
L3.0 PLANTING PLAN
L3.1 PLANTING AND IRRIGATION DETAILS

ARCHITECTURAL

A1.0 SITE PLAN
A1.1 CARPORT AND STORAGE UNIT PLANS

A2.1 BUILDING 1 - 1ST AND 2ND FLOORS
A2.2 BUILDING 1 - 3RD FLOOR AND ROOF PLAN
A2.3 BUILDING 2 - 1ST, 2ND, 3RD FLOORS AND ROOF PLAN
A2.4 BUILDING 3 - 1ST, 2ND, 3RD FLOORS AND ROOF PLAN
A2.5 BUILDINGS 4, 6 AND 8 - 1ST, 2ND, 3RD FLOORS AND ROOF PLAN
A2.6 BUILDINGS 5 AND 7 - 1ST, 2ND, 3RD FLOORS AND ROOF PLAN
A2.7 UNIT PLANS
A2.8 UNIT PLANS

A3.1 BUILDING 1 - EXTERIOR ELEVATIONS
A3.2 BUILDING 2 - EXTERIOR ELEVATIONS
A3.3 BUILDING 3 - EXTERIOR ELEVATIONS
A3.4 BUILDING 4, 6 AND 8 - EXTERIOR ELEVATIONS
A3.5 BUILDINGS 5 AND 7 - EXTERIOR ELEVATIONS

A4.1 BUILDING, STAIR AND CHIMNEY SECTIONS

A5.1 INTERIOR ELEVATIONS

A8.1 DOOR AND WINDOW SCHEDULE
A8.2 PARTITION, FINISH AND LOUVER SCHEDULE

A9.1 ROOF AND EXTERIOR DETAILS

STRUCTURAL

S1.1 GENERAL NOTES
S1.2 TYPICAL DETAILS
S1.3 TYPICAL DETAILS
S1.4 TYPICAL SHEAR WALL DETAILS
S2.1 BUILDING 1 - FOUNDATION, 1ST AND 2ND FLOOR FRAMING PLANS
S2.2 BUILDING 1 - 3RD FLOOR AND ROOF FRAMING PLANS
S2.3 BUILDING 2 - FOUNDATION, 1ST, 2ND, 3RD FLOORS AND ROOF FRAMING PLANS
S2.4 BUILDING 3 - FOUNDATION, 1ST, 2ND, 3RD FLOOR AND ROOF FRAMING PLANS
S2.5 BUILDINGS 4, 6 AND 8 - 1ST, 2ND, AND 3RD FLOORS AND ROOF FRAMING PLANS, BUILDINGS 6 AND 8 FOUNDATION PLAN
S2.6 BUILDINGS 5 AND 7 - FOUNDATION, 1ST, 2ND, AND 3RD FLOORS AND ROOF FRAMING PLANS
S2.7 BUILDING AND FOUNDATION FRAMING PLANS, CARPORT PLANS, BLDG. 6 FOUNDATION PLAN
S3.1 STRUCTURAL SECTIONS
S3.2 STRUCTURAL SECTIONS
S3.3 STRUCTURAL SECTIONS
S3.4 STRUCTURAL SECTIONS
S3.5 STRUCTURAL SECTIONS
S3.6 STRUCTURAL SECTIONS
S3.7 STRUCTURAL SECTIONS
S3.8 STRUCTURAL SECTIONS

PLUMBING

P0.1 LEGEND SCHEDULE AND DETAILS
P2.1 BUILDING 1 - 1ST AND 2ND FLOORS
P2.2 BUILDING 2 - 1ST, 2ND, 3RD FLOORS AND ROOF PLAN
P2.3 BUILDING 3 - 1ST, 2ND, 3RD FLOORS AND ROOF PLAN
P2.4 BUILDINGS 4, 6 AND 8 - 1ST, 2ND, 3RD FLOORS AND ROOF PLAN
P2.5 BUILDINGS 5 AND 7 - 1ST, 2ND, 3RD FLOORS AND ROOF PLAN
P2.6 UNIT PLANS
P2.7 UNIT PLANS

SHEET METAL

SM1.0 LEGEND, SCHEDULE AND DETAILS
SM2.1 UNIT PLANS
SM2.2 UNIT PLANS

ELECTRICAL

E1.0 ELECTRICAL SYMBOLS AND SCHEDULES
E2.0 ELECTRICAL SITE PLAN
E2.1 ELECTRICAL UNIT PLANS
E2.2 ELECTRICAL UNIT PLANS
E2.3 ELECTRICAL CARPORT PLANS, DETAILS

E3.0 ELECTRICAL DIAGRAMS
E3.1 ELECTRICAL PANEL SCHEDULES

FIRE PROTECTION

FP0.0 NOTES
FP1.0 UNDERGROUND SPRINKLER PLAN
FP2.0 BUILDING 1 FIRST & SECOND FLOOR PLANS
FP3.0 BUILDING 1 THIRD FLOOR
FP4.0 BUILDING 2 FIRST, SECOND & THIRD FLOOR PLANS
FP5.0 BUILDING 3 FIRST, SECOND & THIRD FLOOR PLANS
FP6.0 BUILDING 4, 6 & 8 FIRST, SECOND & THIRD FLOOR PLANS
FP7.0 BUILDING 5 & 7 FIRST, SECOND & THIRD FLOOR PLANS

CSFM APPROVED 25 JULY 1992

PROJECT LOCATION

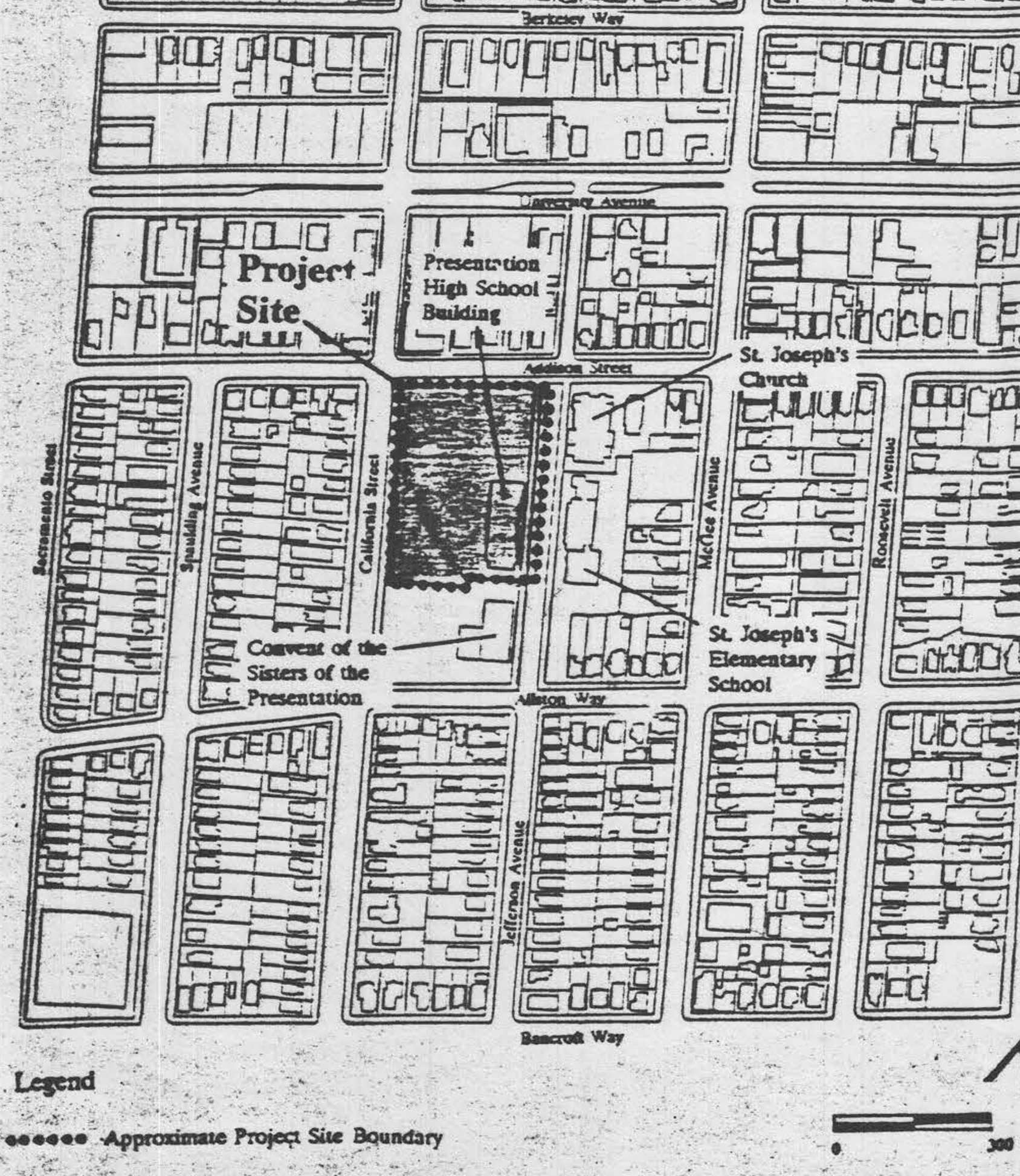

Legend
●●●●●● Approximate Project Site Boundary

PROJECT TEAM

Client
University of California
Physical Resources
2000 Carleton St., Room 212
Berkeley, California 94720
510/642-7926 or 2651
FAX: 510/643-7264

University of California
Office of Property Development
2020 Milvia, Suite 401
Berkeley, California 94720
510/643-9936
FAX: 510/642-6513

Contractor
C. Overaa & Co.
200 Parr Boulevard
Richmond, California 94801
510/234-0926
FAX: 510/237-2435

Architect
MWM Architects, Inc.
2333 Harrison Street
Oakland, California 94612
510/832-5242
FAX: 510/832-3022

Civil Engineer
Kister Savio & Rei
3095 Richmond Parkway, Suite #214
Richmond, California 94806
510/222-4020
FAX: 510/222-3718

Structural Engineer
Razzano Associates, Inc.
366-40th Street
Oakland, California 94609
510/658-7825
FAX: 510/658-7090

Landscape Architect
Pattillo & Associates
337 17th Street, Suite 214
Oakland, California 94612
510/465-1284
FAX: 510/465-1256

Mechanical Engineer (review only)
JYA Consulting Engineers
2 Connecticut Street, #200
San Francisco, California 94107
415/431-3310
FAX: 415/431-4567

Electrical Engineer (review only)
The Engineering Enterprise
1305 Marina Village Parkway
Alameda, California 94501
510/769-7600
FAX: 510/769-1261

Acoustics
Charles M. Salter Associates, Inc.
130 Sutter Street, 5th Floor
San Francisco, California 94104
415/397-0442
FAX: 415/397-0454

Sub-Contractors:

Electrical
Electrical Services
9835 Kitty Lane
Oakland, California 94603
510/430-0399
FAX: 510/430-1841

Heating and Ventilation
Air Kraft Sheet Metal
135 Mason Circle, Suite G
Concord, California 94520
510/680-0184
FAX: 510/680-0207

McCracken & Woodman
355 Grand Avenue
Oakland, California 94610
510/763-4891
FAX: 510/763-0619

Plumbing
Olsson Plumbing
2306 Blanding Avenue
Alameda, California 94501
510/522-2442
FAX: 510/522-0951

Consulting Services
722 Sutro Avenue
Novato, California 94947
415/897-4482
FAX: 415/892-4098
(Novato Office Services)

Fire Protection
Alto Fire Protection, Inc.
453 "C" Street
Richmond, California 94801
510/237-3698

PROJECT DATA

BUILDING CODE SUMMARY FOR NEW BUILDINGS

CODE: Title 24 of the California Code of Regulations, Parts 2, 3, 4, 5, 7, and 12.

OTHER LAWS:
Fair Housing Act of 1988 (FHA), Americans with Disabilities Act of 1990 (ADA)

CONSTRUCTION:
Type 5-One Hour fire-resistive throughout; fully sprinklered
Maximum height: Three stories or 50' (Table 5-D) = two and three story buildings

OCCUPANCY CLASSIFICATION (Table 5A):
Residential = R-1

OCCUPANCY SEPARATION(S) (Table 5B):
Common storage areas from rest of building = 1 hr.
R-1: 1 hr.

ALLOWABLE AREA CALCULATION (Per Table 5-C and 506):

OCCUPANCY	ALLOWABLE AREA
R-1	10,500 sf

10,500 s.f. (Table 5-A) x 2 (multi-story increase) x 2 (separation on two sides > 60 ft.) = 42,000 s.f.

LOCATION ON PROPERTY (Table 5A and Sec. 504):
a. One-hour exterior walls typical throughout (Table 5-A).
b. No openings less than 5 feet from property line.
c. Non-rated openings permitted greater than 5 feet from property line.

SPECIAL PROVISIONS OF "R" OCCUPANCY:
a. Exits and emergency escapes; Section 1204.
b. Light, ventilation and sanitation; Section 1205.
c. Yards and courts; Section 1206.
d. Room dimensions; Section 1207.
e. Shaft and exit enclosures; Section 1209.
f. Smoke detectors and sprinkler systems; Section 1210.
g. Fire alarm; Section 1211.
h. Heating; Section 1212.
i. Special hazards; Section 1213.
j. Access to building and facilities; Section 1214.1, Title 24, and F.H.A.

REQUIREMENTS BASED ON CONSTRUCTION:

a.

Table 17-A: Type 5 One-Hour.	Fire Resistive Requirements
Exterior Bearing Walls	1 hr.
Interior Bearing Walls	1 hr.
Exterior non bearing walls	1 hr.
Partitions-permanent	1 hr.
Shaft Enclosures	1 hr. (Section 1706)
Floor-Ceilings/Roofs	1 hr.
Exterior Doors and Windows	(Section 2203, 504, Table 5-A)

b. Weather Protection; Section 1707 - All exposed surfaces have a weather resistant barrier
c. Projections; Section 1710 - 1 hr. fire resistive construction
d. Guardrails; Section 1711 - Railings are not less than 42" high
e. Insulation; Section 1713 - R-11 Walls, R-19 Roof
f. Illumination; Section 1755 - Not Applicable
g. Stairway construction; Section 2204 - Wood construction not less than 2" in thickness
h. Exterior plaster; Section 4708 - Four coat with internal color
i. Shear-resisting construction with wood frame; Section 4714 - See Structural Drawings
j. Glass and glazing; Chapter 54 - All windows are double glazed

WOOD FRAME CONSTRUCTION:
a. General construction requirements are provided in compliance with Section 2516.

ROOF CONSTRUCTION AND COVERING:
a. Class B roofing (Table 32-A/Section 3204)
b. Asphalt shingles: per UBC Standard 32-3

FIREPLACES:
a. Factory-built; Section 3705.

SITE ADDRESS: Site bordered by Addison Street, Jefferson Street, Allston Way and California Street. See site plan for individual building addresses.

AUTOMATIC FIRE EXTINGUISHING SYSTEM (Section 3802, h):
Required for ". . . every apartment house three or more stories in height . . ."
All buildings are fully sprinklered.

SOUND CONTROL:
a. Sound Transmission Control; Section 3501.

ENERGY: CHAPTER 53
a. Second Generation Residential; Section 5302
All buildings are in compliance with Title 24.

BUILDING AREA CALCULATIONS/UNIT SUMMARY:

Building	Gross s.f.	Total Units	Unit Types/No.
Building 1	18,054	12	C/6 (flats) B/6 (townhouses)
Building 2	14,466	9	D/4 (flats) A mod./1 (townhouse) A/4 (townhouses)
Building 3	11,828	8	E/2 (flats) D/3 (flats) A/3 (townhouses)
Building 4	8,679	6	D/2 (flats) E/2 (flats) A/2 (townhouses)
Building 5	9,447	6	D/3 (flats) A/3 (townhouses)
Building 6	8,679	6	D/2 (flats) E/2 (flats) A/2 (townhouses)
Building 7	9,447	6	D/3 (flats) A/3 (townhouses)
Building 8	4,207	3	B mod/1 (townhouse) E/2 (flats)
Total	84,807 s.f.	56 units	A/18 (Townhouses) B/7 (Townhouses) C/6 (Flats) D/17 (Flats) E/8 (Flats)

COMPLIANCE STATEMENT
This Certificate of Compliance lists the building features and performance specifications needed to comply with Title 24, Chapter 2-53 and Title 20, Chapter 2, Subchapter 4, Article 1 of the California Administrative Code. This certificate has been signed by the individual with overall design responsibility and the building owner, who shall retain a copy of it and transmit the certificate to any subsequent purchaser of the building. When this Certificate of Compliance is submitted for a single building plan to be built in multiple orientations, all building conservation features which vary are indicated in the Special Features/Remarks section.

DESIGNER
MWM Architects, Inc.
2333 Harrison St.
Oakland, CA 94612
(510) 832-5342

BUILDING OWNER
University of California
2000 Carleton St. Room 212
Berkeley, CA 94720

License No: 10158
Signed: Judith Lynn Rowe 2/2?/92 (Date)

Signed: [signature] 2/21/92 (Date)

DOCUMENTATION AUTHOR
Martyn C Dodd Gabel Dodd Associates
1818 Harmon Street RES-88-1019
Berkeley, CA 94703
(510) 428-0803
Signed: [signature] 12/27/91 (Date)

ENFORCEMENT AGENCY
Name:
Agency:
Telephone:
Signed: (Date)

COMPLETE CERTIFICATES OF COMPLIANCE FOR BUILDINGS ONE THROUGH EIGHT ARE ON FILE AT THE ARCHITECTS OFFICE.

AS-BUILT

OFFICE OF THE STATE ARCHITECT
ACCESS COMPLIANCE SECTION
APPLICATION PER W. 109 BOES
74351 JUL 29 '92
APPROVAL of this plan does not authorize or approve any omission or deviation from applicable regulations.
Reviewed by

FIRE MARSHAL APPROVED - DO NOT MARK

MWM ARCHITECTS, INC
Architecture • Planning • Interior Design
2333 Harrison, Oakland, California 94612
Tel (510) 832-5242 Fax (510) 832-3022

STATE FIRE MARSHAL
APPROVED 9 [illegible]
[illegible] OF THIS PLAN DOES NOT AUTHORIZE OR APPROVE ANY DEVIATION FROM APPLICABLE REGULATIONS. FINAL [illegible] SUBJECT TO FIELD INSPECTION. ONE SET OF APPROVED [illegible] AVAILABLE ON THE PROJECT SITE AT THE TIME.
REVIEWED BY [signature]



KEY PLAN

Date	Submitted for Construction 24 February 1992
Job No.	1-1841.50
Drawn	
Checked	
Approved for the Owner	
Approved for the Architect	

LICENSED ARCHITECT JUDITH LYNN ROWE No. C-10158 31 MAY 1993 RENEWAL DATE STATE OF CALIFORNIA

No.	Revision	Date
	COORDINATION PRINTING	27 JAN. 1992
2	REVISION	1 JUNE 1992
6	REVISION	4 SEPT 1992

PRESENTATION FACULTY HOUSING

NEW BUILDINGS
UNIVERSITY OF CALIFORNIA
BERKELEY

TITLE SHEET/
PROJECT DATA

Sheet No.
A0.1

Revised File Name: Presentation Faculty Housing - AE 0UNLIS - Sheet 00000A01 - Project 01184150 - Date 02-24-1992 - Title TITLESHEETPROJECTD20 - Floor NNNN.pdf

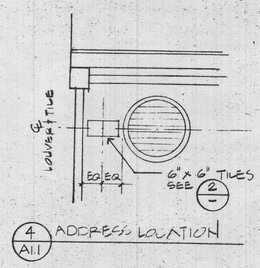

4 A1.1 ADDRESS LOCATION

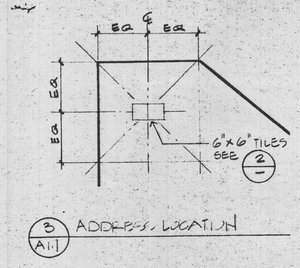

3 A1.1 ADDRESS LOCATION

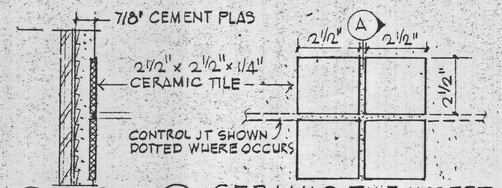



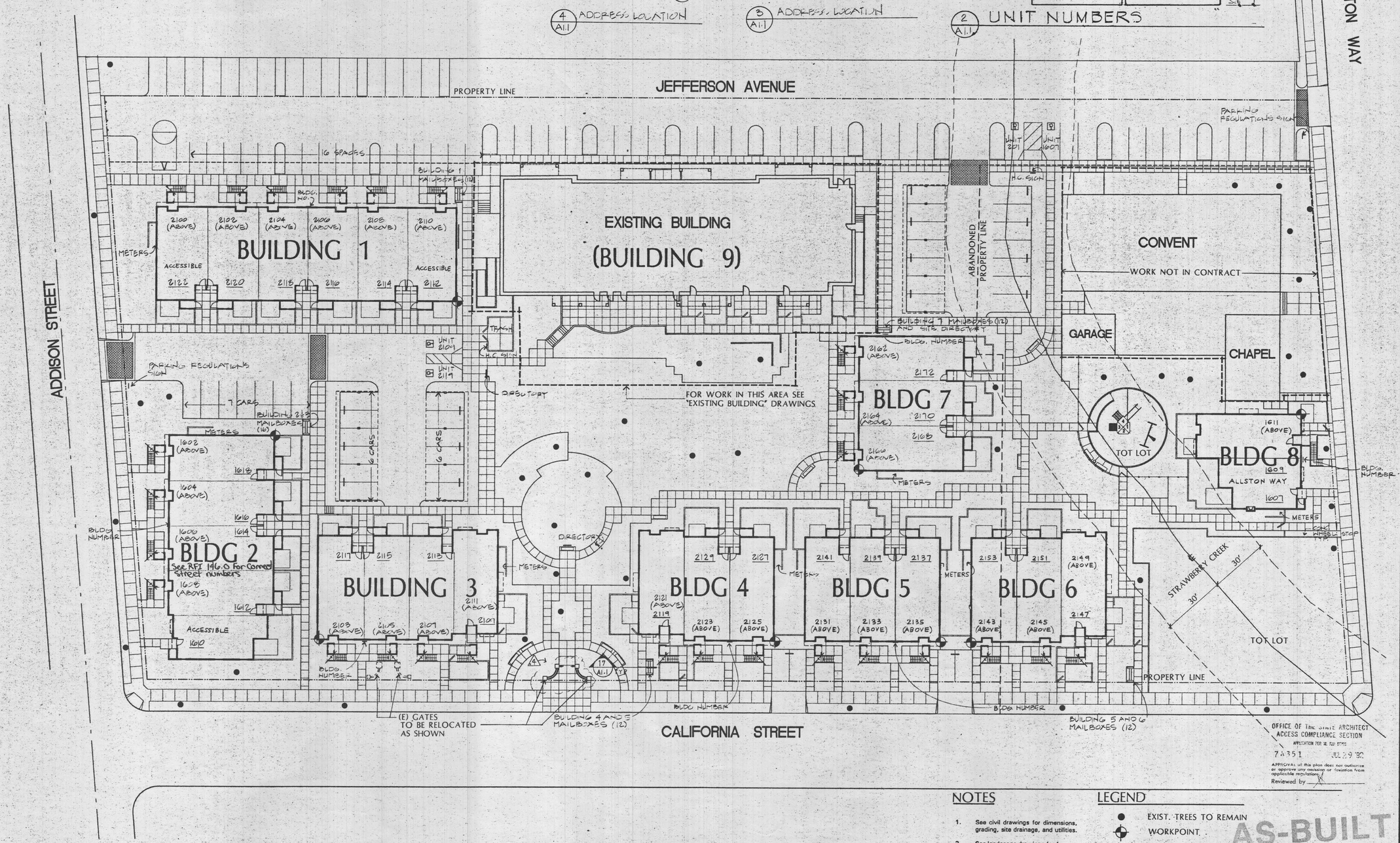

OFFICE OF THE STATE ARCHITECT
ACCESS COMPLIANCE SECTION
APPLICATION PER 1AC 4230 #7A351 JUL 29 '92
APPROVAL of this plan does not authorize or approve any omission or deviation from applicable regulations.
Reviewed by

NOTES

1. See civil drawings for dimensions, grading, site drainage, and utilities.
2. See landscape drawings for fences, patios, walkways and other site details.

LEGEND

- EXIST. TREES TO REMAIN
- WORKPOINT

AS-BUILT

SCALE : 1' = 20'-0"

N

MWM ARCHITECTS, INC.
Architecture · Planning · Interior Design
2333 Harrison, Oakland, California 94612
Tel (510) 832- 5242 Fax (510) 832-3022

CALIFORNIA STATE FIRE MARSHAL
APPROVED Sept 92
APPROVAL OF THIS PLAN DOES NOT AUTHORIZE OR APPROVE ANY OMISSION OR DEVIATION FROM APPLICABLE REGULATIONS. FINAL APPROVAL IS SUBJECT TO FIELD INSPECTION WHEN SET OF APPROVED PLANS SHALL BE AVAILABLE ON THE PROJECT SITE AT THE TIME.
REVIEWED BY

Existing Building
Convent

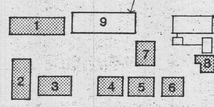

KEY PLAN N

Date	Submitted for Construction 24 February 1992
Job No.	1-1841.50
Drawn	
Checked	
Approved for the Owner	
Approved for the Architect	

LICENSED ARCHITECT Lynn R. Fitzwater R.C.E. 20158 31 MAY 1992 RENEWAL DATE STATE OF CALIFORNIA

No.	Revision	Date
1	SITE REVISIONS	20 MAY 1992
4	REVISIONS	6 JULY 1992

PRESENTATION FACULTY HOUSING

NEW BUILDINGS
UNIVERSITY OF CALIFORNIA
BERKELEY

SITE PLAN + DETAILS

Sheet No.
A1.0

SITE PLOT: JUNE 19/92
Fitzwater Presentation Faculty Housing - AE@UNIX7 Sheet 00000A1.0 - Project 01184150 - Date 02-24-1992 - Title SITEPLANDETAIL500020 - Floor SINN.pdf

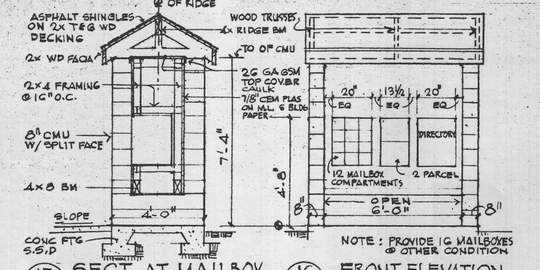

17 A1.1 SECT. AT MAILBOX (OWNERS ALTERNATE) 3/8"=1'-0"

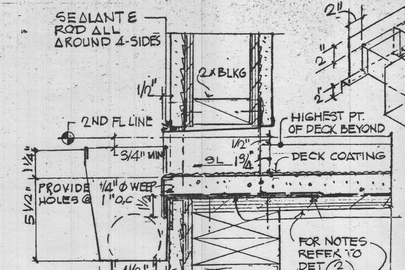

16 A1.1 FRONT ELEVATION (OWNERS ALTERNATE) 3/8"=1'-0"

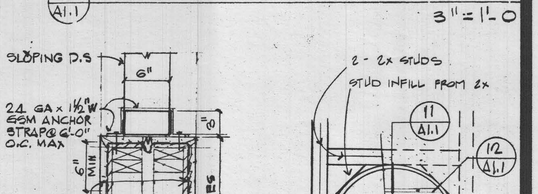

6 A1.1 SCUPPER DRAIN AND DOWNSPOUT 3" = 1'-0"

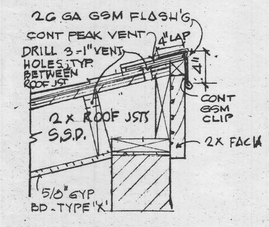

23 A1.1 ROOF @ CARPORT 1½"=1'-0"

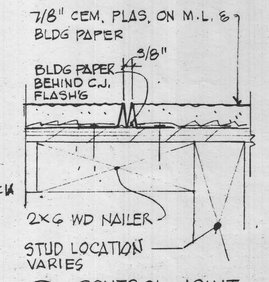

18 A1.1 CONTROL JOINT 1/2"=1'-0"

7 A1.1 D.S. @ DECK DIVIDER OVER PARTY WALL

9 A1.1 LOUVER - SECT./ELEV. 1"=1'-0"

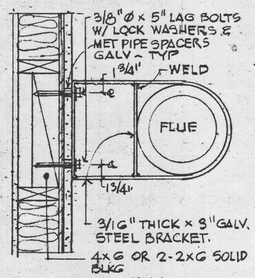

24 A1.1 CHIMNEY STEEL BRACKET 1½"=1'-0"

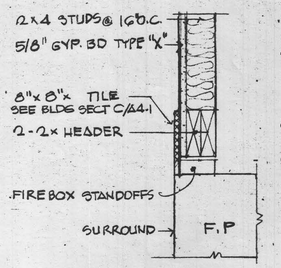

19 A1.1 F.P. LINTEL 1½"=1'-0"

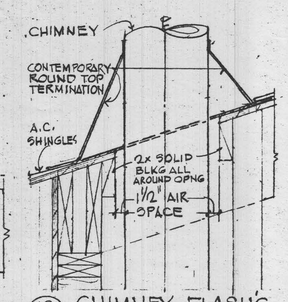

13 A1.1 CHIMNEY FLASHG 1½"=1'-0"

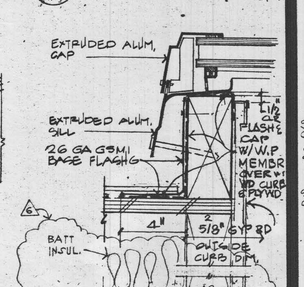

10 A1.1 SKYLIGHT CURB 3" = 1'-0"

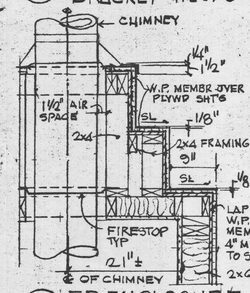

25 A1.1 F.P. ENCLOSURE 1" = 1'-0"

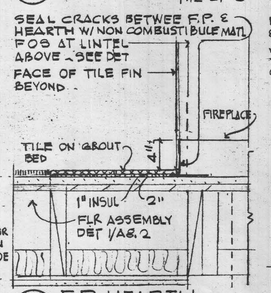

20 A1.1 F.P. HEARTH 1½"=1'-0"

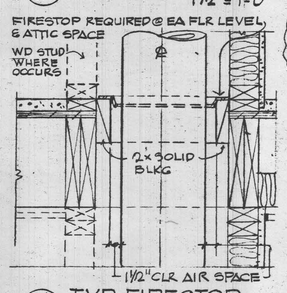

14 A1.1 TYP FIRESTOP 1½"=1'-0"

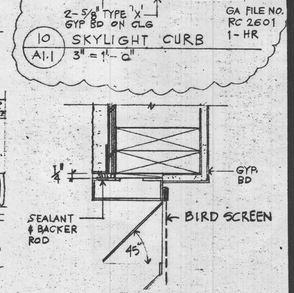

11 A1.1 LOUVER - HEAD/SILL 3"=1'-0"

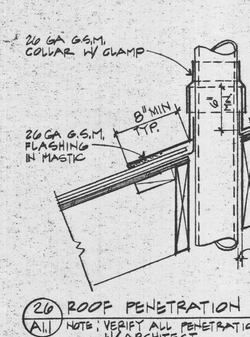

26 A1.1 ROOF PENETRATION NOTE : VERIFY ALL PENETRATION LOCATIONS W/ ARCHITECT 1½"=1'-0"

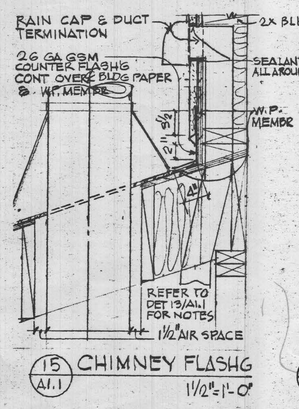

15 A1.1 CHIMNEY FLASHG 1½"=1'-0"

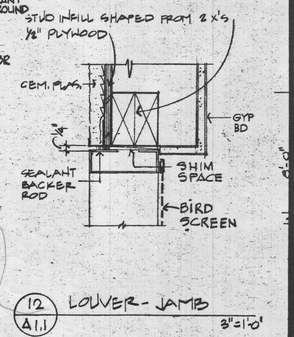

12 A1.1 LOUVER - JAMB 3"=1'-0"

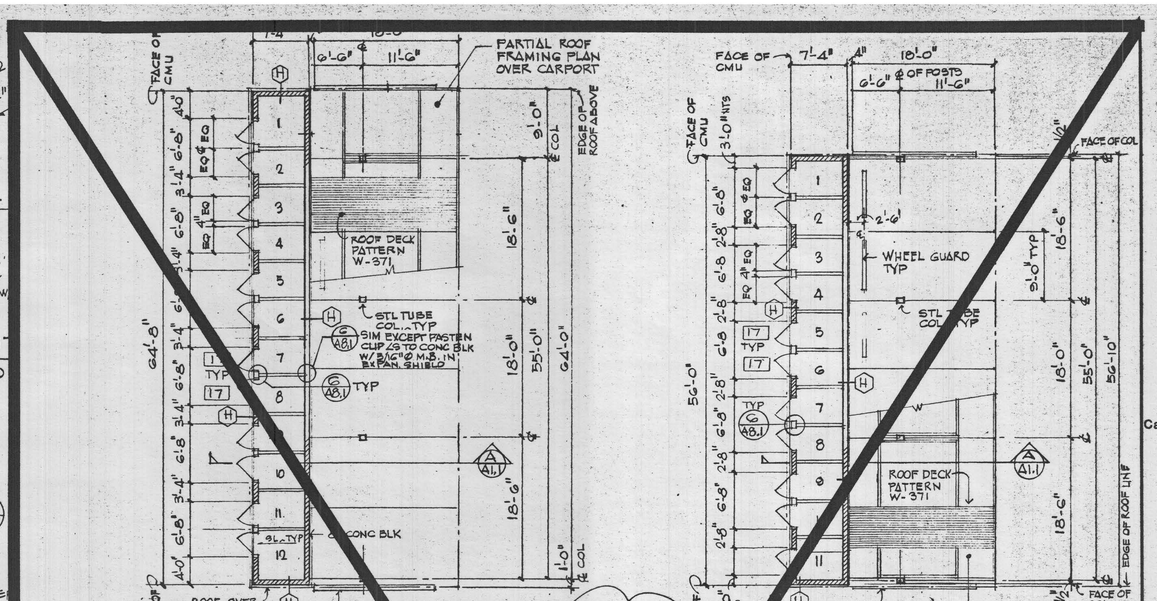

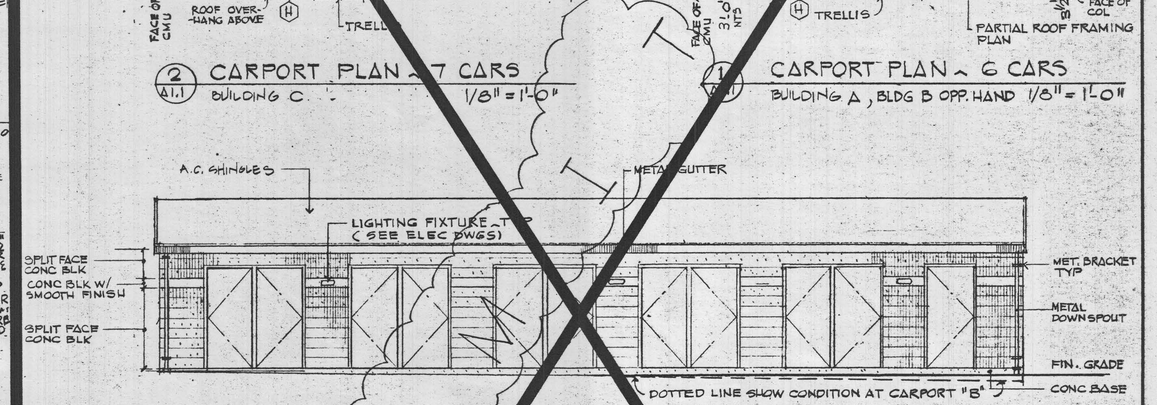

3 A1.1 CARPORT STORAGE ELEVATION (6 CARS) 1/4" = 1'-0"

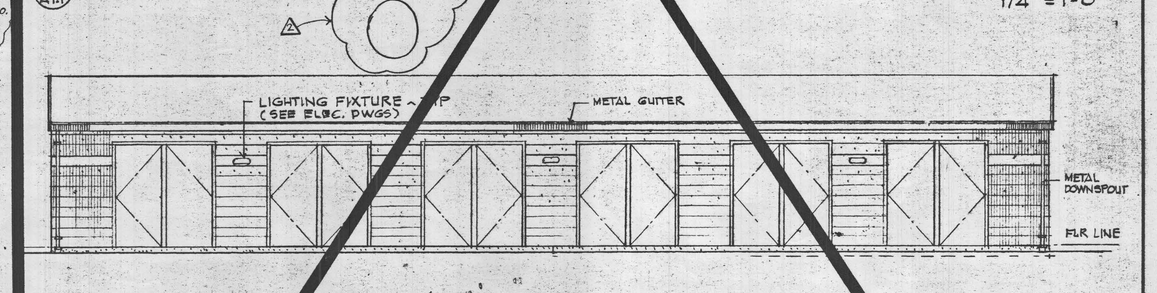

4 A1.1 CARPORT STORAGE ELEVATION (7 CARS) 1/4" = 1'-0"

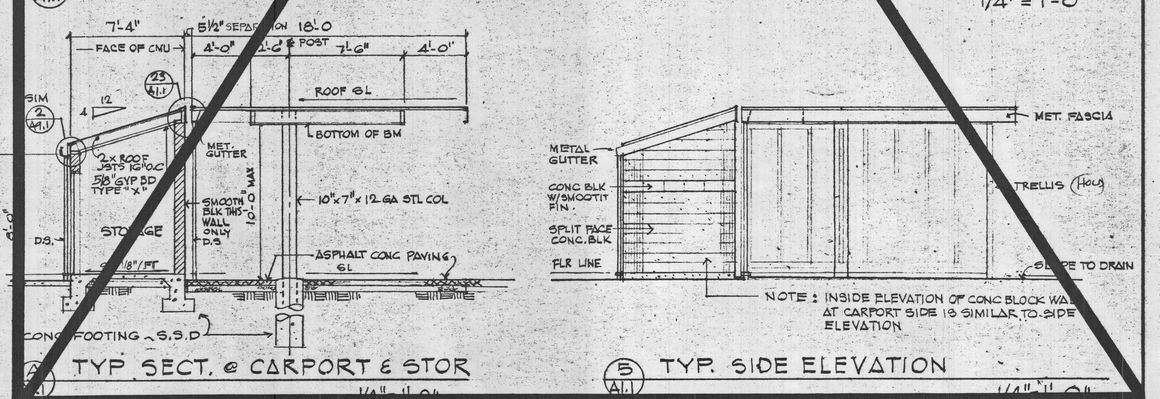

A A1.1 TYP. SECT. @ CARPORT & STOR 1/4" = 1'-0"

5 A1.1 TYP. SIDE ELEVATION 1/4" = 1'-0"

MWM ARCHITECTS, INC.
Architecture • Planning • Interior Design
2333 Harrison Street, Oakland, CA 94612
Tel. (510) 832-5242 FAX (510) 832-3022

CALIFORNIA STATE FIRE MARSHAL
APPROVED 1/14/92
APPROVAL OF THIS PLAN DOES NOT AUTHORIZE VIOLATION OR DEVIATION FROM APPLICABLE CODES. APPROVAL IS SUBJECT TO FIELD INSPECTION. ONE SET OF APPROVED PLANS SHALL BE AVAILABLE AT JOB SITE.
REVIEWED BY

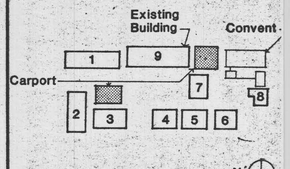

KEY PLAN N

Date Submitted for Construction 24 February 1992
Job No. 1-1841.50
Drawn GRI
Checked
Approved for the owner
Approved by the architect

LICENSED ARCHITECT JUDITH LYNN ROSE No. C-10158 31 MAY 1992 RENEWAL DATE STATE OF CALIFORNIA

No.	Revision	Date
2	REVISION	1 JUNE 1992
6	REVISION	4 SEPT 1992

OFFICE OF THE STATE ARCHITECT ACCESS COMPLIANCE SECTION
APPLICATION NO. OR SUB DATE
74351 - 11 29 92
APPROVAL of this plan does not authorize or approve any omission or deviation from applicable regulations.
Reviewed by

PRESENTATION FACULTY HOUSING

NEW BUILDINGS
UNIVERSITY OF CALIFORNIA
BERKELEY

CARPORT AND STORAGE PLANS

Sheet No.
AS-BUILT
A1.1

Revised File Name: PresentFacHo Faculty Housing - All 08NLIS - Sheet 00000A1.1 - Project 01184150 - Date 02-24-1992 - Title CARPORTANDSTORAGEPLD - Floor NNNN.pdf

SHEET NOTES

1. See unit plans on sheets A2.7, A2.8 for unit dimensions, window locations, notes and other information.
2. Accessible units are indicated on first floor plans where they occur. All other first floor units are adaptable.
3. All exterior stairs to be adjusted to final grades as required. See civil drawings for grading information.
4. All dimensions shown are to centerline of wall assembly or face of stud as indicated unless otherwise noted.
5. See first floor plans for workpoints and exterior elevation keys.
6. See partition schedule, sheet A8.2, for descriptions of wall assemblies.

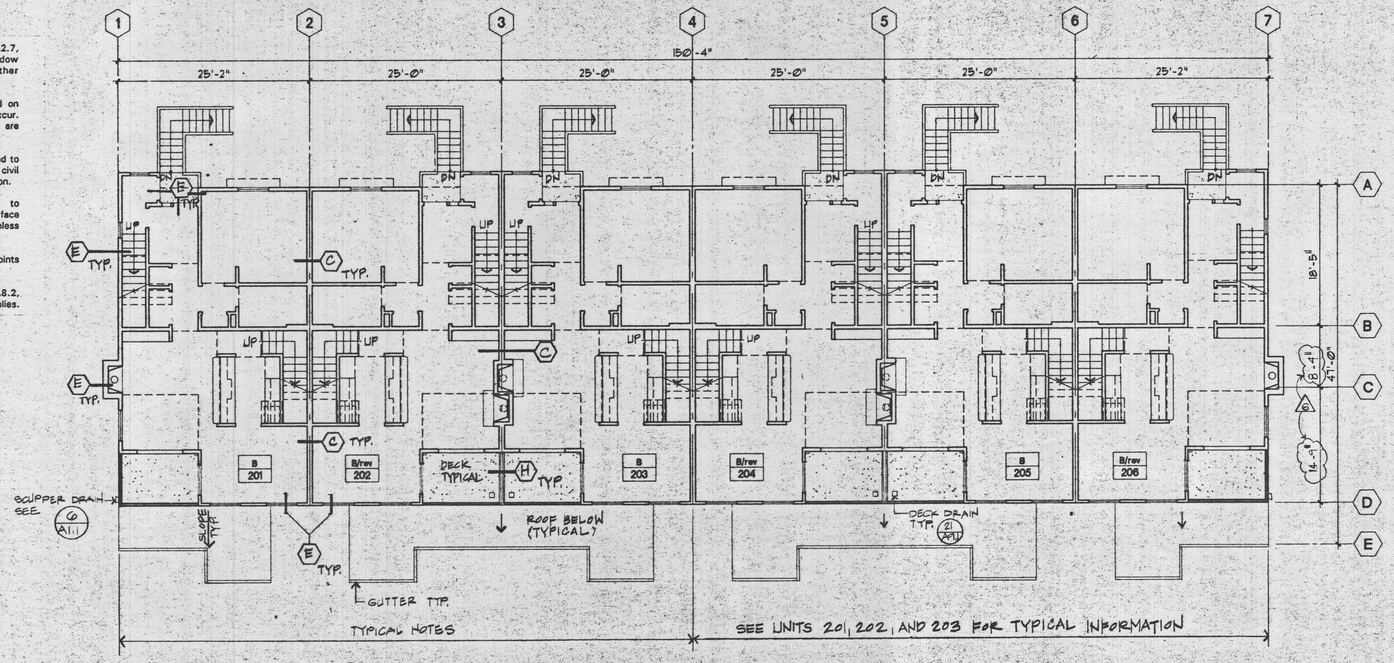

1/A2.1 SECOND FLOOR PLAN
SCALE: 1/8" = 1'-0"

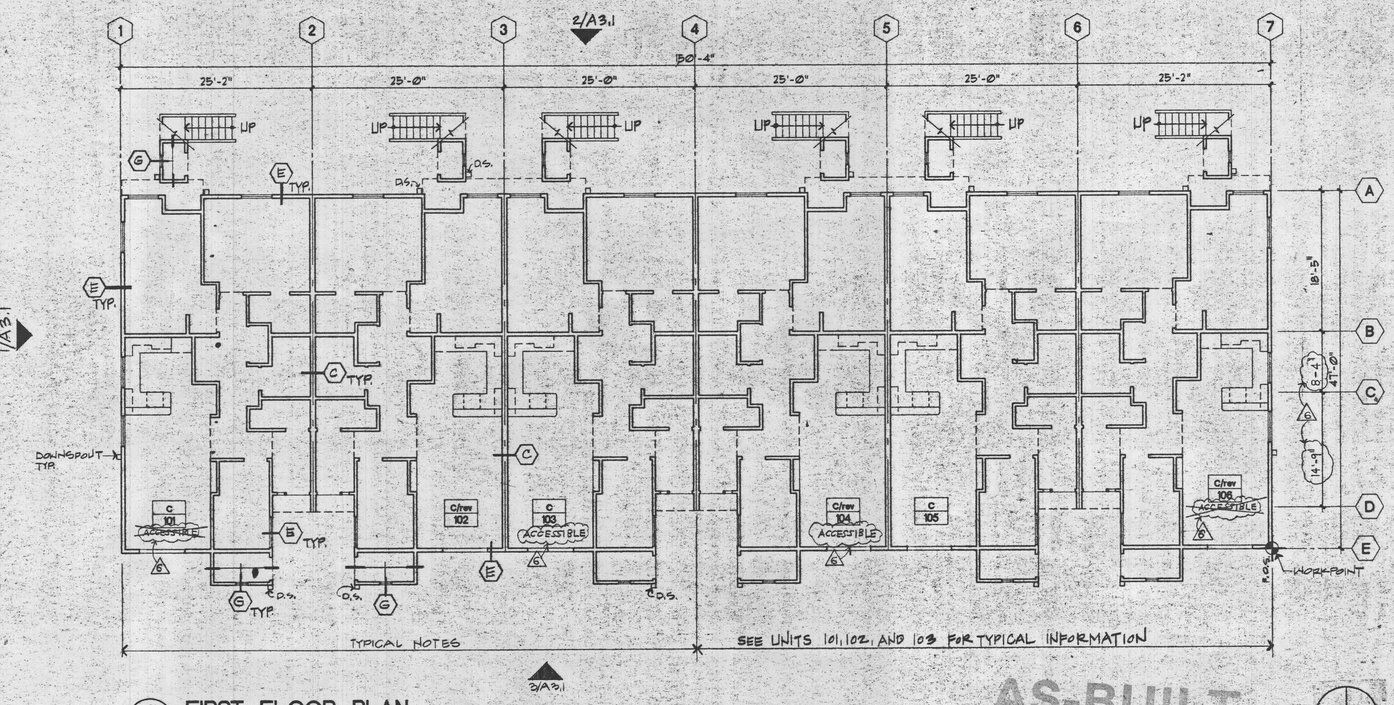

2/A2.1 FIRST FLOOR PLAN
SCALE: 1/8" = 1'-0"

AS-BUILT

OFFICE OF THE STATE ARCHITECT
ACCESS COMPLIANCE SECTION
APPLICATION PER M. REVISED PLANS
74351 JUL 29 '92
APPROVAL of this plan does not authorize or approve any omission or deviation from applicable regulations.
Reviewed by

MWM ARCHITECTS, INC.
Architecture · Planning · Interior Design
2333 Harrison, Oakland, California 94612
Tel (510) 832- 5242 Fax (510) 832-3022

CALIFORNIA STATE FIRE MARSHAL
APPROVED 4/15/92
APPROVAL OF THIS PLAN DOES NOT AUTHORIZE OR APPROVE ANY VIOLATION OR DEVIATION FROM APPLICABLE REGULATIONS. PLANS ACCEPTANCE IS SUBJECT TO FIELD INSPECTION. ONE SET OF APPROVED PLANS SHALL BE AVAILABLE ON THE JOB SITE AT THE TIME OF
REVIEWED BY

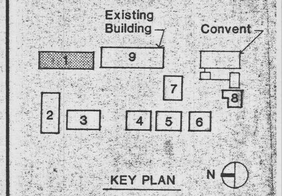

Date	Submitted for Construction 24 February 1992
Job No.	1-1841.50
Drawn	J.C.
Checked	
Approved for the Owner	
Approved for the Architect	

REGISTERED ARCHITECT JUDITH LYNN MWM No. C-10158 31 MAY 1993 RENEWAL DATE STATE OF CALIFORNIA

No.	Revision	Date
4	REVISION	6 JULY 1992
5	REVISION	27 JULY 1992
6	REVISION	4 SEP 1992

PRESENTATION FACULTY HOUSING

NEW BUILDINGS
UNIVERSITY OF CALIFORNIA
BERKELEY

BUILDING 1
FIRST AND SECOND FLOORS

Sheet No.
A2.1

P:\Users\Projects\Prez Design Presentation\Faculty Housing - AR\R2\A2.1 - Sheet 0000#A1 - Project 9118#1.50 - Date 00:24:1992 - Title BLDG1#FIRST AND SECOND FLOORS - Plot NNNR.plt

SHEET NOTES

1. See unit plans on sheets A2.7, A2.8 for unit dimensions, window locations, notes and other information.
2. Accessible units are indicated on first floor plans where they occur. All other first floor units are adaptable.
3. All exterior stairs to be adjusted to final grades as required. See civil drawings for grading information.
4. All dimensions shown are to centerline of wall assembly or face of stud as indicated unless otherwise noted.
5. See first floor plans for workpoints and exterior elevation keys.
6. See partition schedule, sheet A8.2, for descriptions of wall assemblies.

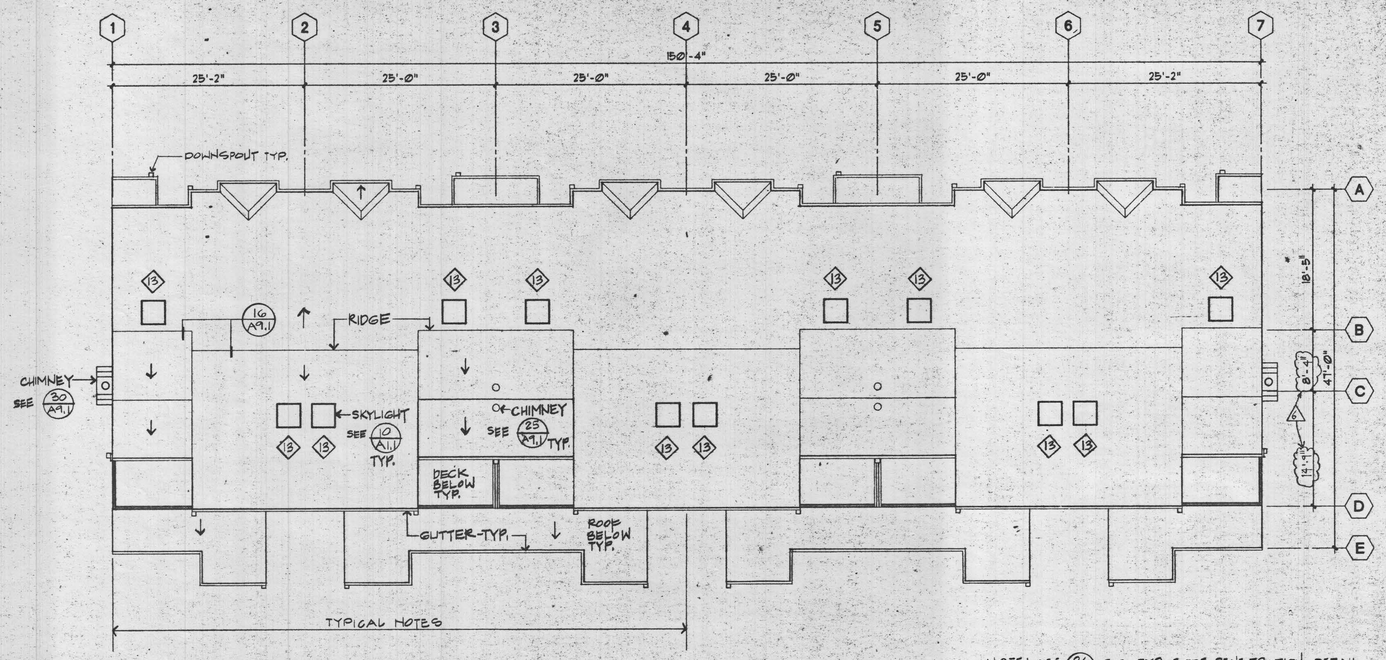

NOTE: SEE 26 A1.1 FOR TYP. ROOF PENETRATION DETAIL

1 A2.2 ROOF PLAN
SCALE: 1/8" = 1'-0"

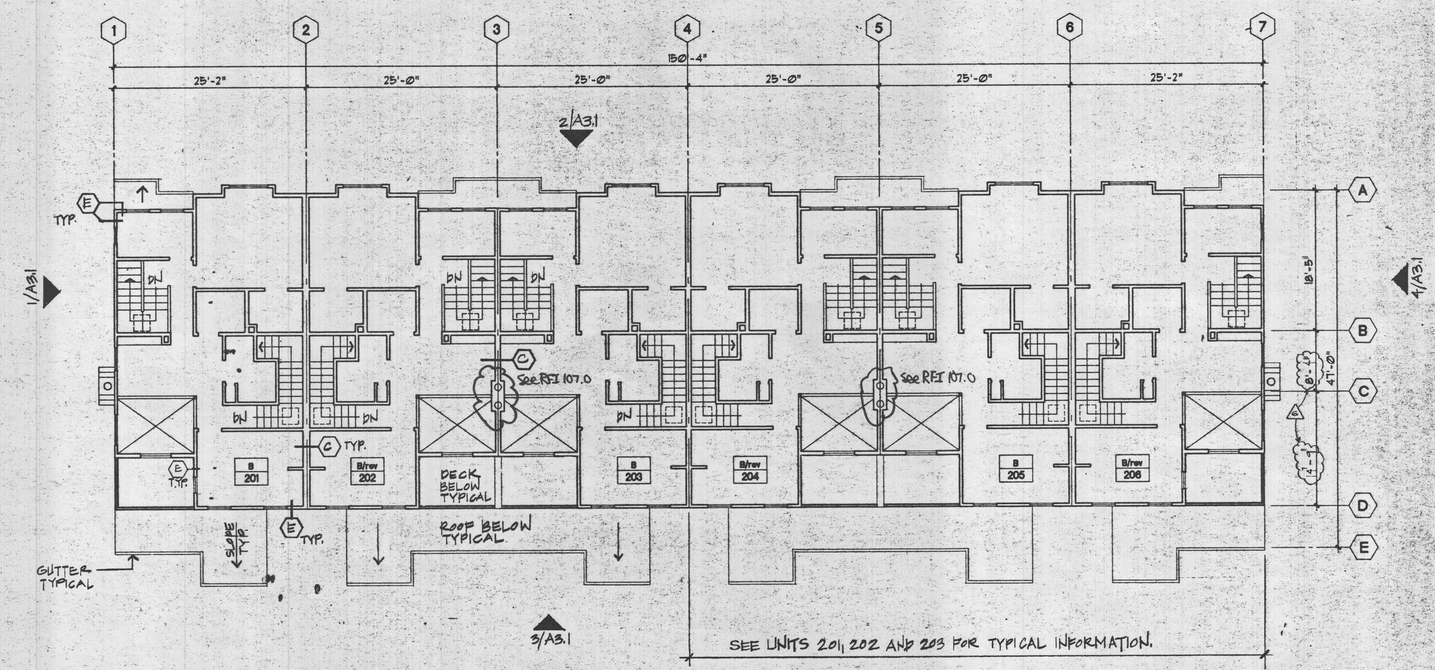

SEE UNITS 201, 202 AND 203 FOR TYPICAL INFORMATION.

2 A2.2 THIRD FLOOR PLAN
SCALE: 1/8" = 1'-0"

AS-BUILT

OFFICE OF THE STATE ARCHITECT
ACCESS COMPLIANCE SECTION
APPLICATION FOR ...
7-4351 JUL 29 '92
APPROVAL of this plan does not authorize or approve any omission or deviation from applicable regulations.
Reviewed by

N

MWM ARCHITECTS, INC.
Architecture · Planning · Interior Design
2333 Harrison, Oakland, California 94612
Tel (510) 832-5242 Fax (510) 832-3022

CALIFORNIA STATE FIRE MARSHAL
APPROVED

APPROVAL OF THIS PLAN DOES NOT AUTHORIZE OR APPROVE OMISSION OR VIOLATION FROM APPLICABLE REGULATIONS. THE APPROVAL IS SUBJECT TO FIELD INSPECTION. ONE SET OF APPROVED PLANS SHALL BE AVAILABLE ON THE PROJECT SITE AT THE TIME

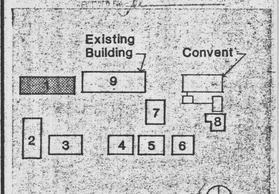

KEY PLAN

Date	Submitted for Construction 24 February 1992
Job No.	1-1841.50
Drawn	J.C.
Checked	
Approved for the Owner	
Approved for the Architect	

LICENSED ARCHITECT
JUDITH LYNN ROWE
No. C-10158
31 MAY 1993
CENTRAL DATE
STATE OF CALIFORNIA

No.	Revision	Date
6	REVISION	4 SEP 1992

PRESENTATION FACULTY HOUSING

NEW BUILDINGS
UNIVERSITY OF CALIFORNIA
BERKELEY

BUILDING 1
THIRD FLOOR AND ROOF PLAN

Sheet No.

A2.2

CAD:B1B
PLOT:NOV 26/91

SHEET NOTES

1. See unit plans on sheets A2.7, A2.8 for unit dimensions, window locations, notes and other information.
2. Accessible units are indicated on first floor plans where they occur. All other first floor units are adaptable.
3. All exterior stairs to be adjusted to final grades as required. See civil drawings for grading information.
4. All dimensions shown are to centerline of wall assembly or face of stud as indicated unless otherwise noted.
5. See first floor plans for workpoints and exterior elevation keys.
6. See partition schedule, sheet A8.2, for descriptions of wall assemblies.

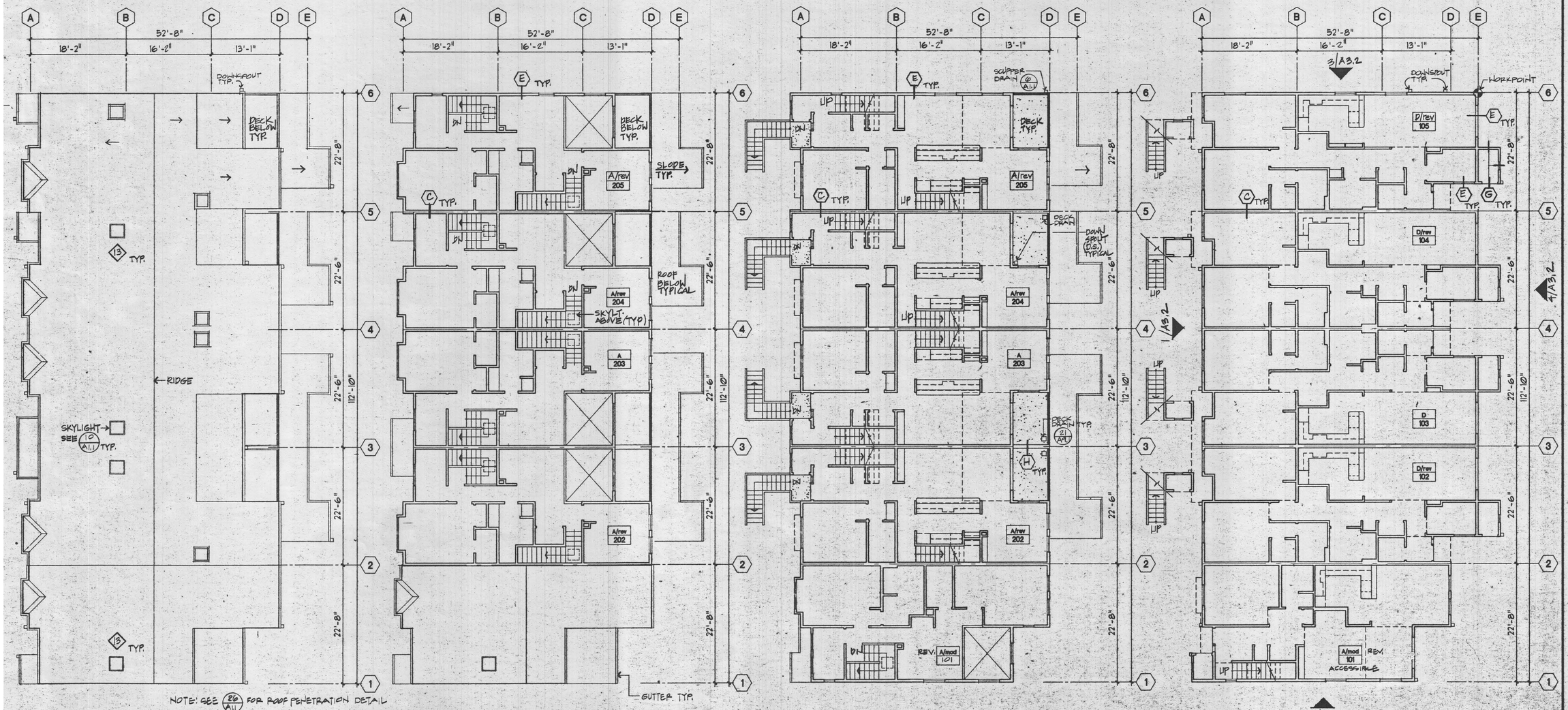

4/A2.3 ROOF PLAN
SCALE:1/8 " =1'-0"

3/A2.3 THIRD FLOOR PLAN
SCALE:1/8 " =1'-0"

2/A2.3 SECOND FLOOR PLAN
SCALE:1/8 " =1'-0"

1/A2.3 FIRST FLOOR PLAN
SCALE:1/8 " =1'-0"

AS-BUILT

OFFICE OF THE STATE ARCHITECT
ACCESS COMPLIANCE SECTION
APPLICATION FOR 4 STAR REVIEW
7A351 JUL 29 '92
APPROVAL of this plan does not authorize or approves any omission or deviation from applicable regulations.
Reviewed by

MWM ARCHITECTS, INC.
Architecture · Planning · Interior Design
2333 Harrison, Oakland, California 94612
Tel (510) 832- 5242 Fax (510) 832-3022

CALIFORNIA STATE FIRE MARSHAL
APPROVED 7/8/92
APPROVAL OF THIS PLAN DOES NOT AUTHORIZE OR APPROVE ANY OMISSION OR DEVIATION FROM APPLICABLE REGULATIONS. THIS PROJECT IS SUBJECT TO FIELD INSPECTION. ONE SET OF APPROVED PLANS SHALL BE AVAILABLE ON THE PROJECT SITE AT THE TIME
REVIEWED BY

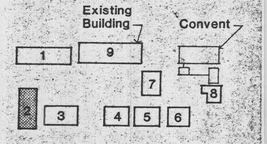

Date Submitted for Construction 24 February 1992
Job No. 1-1841.50
Drawn J.C.
Checked
Approved for the Owner
Approved for the Architect

LICENSED ARCHITECT JUDITH LYNN MWM No. C-10158 31 MAY 1993 RENEWAL DATE STATE OF CALIFORNIA

No.	Revision	Date

PRESENTATION FACULTY HOUSING

NEW BUILDINGS
UNIVERSITY OF CALIFORNIA
BERKELEY

BUILDING 2
1ST,2ND,3RD AND ROOF PLAN

Sheet No.
A2.3

D:\Revit Projects\1-1841 Berkeley - Faculty\Revit Files\1-1841 Berkeley - Faculty_Central.rvt
Revised File Name: Presentation Faculty Housing - All 60.PLT - Sheet 00000A23 - Project 01184150 - Date 02/24/1992 - Title BUILDING2 2ND THIRD AND - Plot: NNNN.pdf

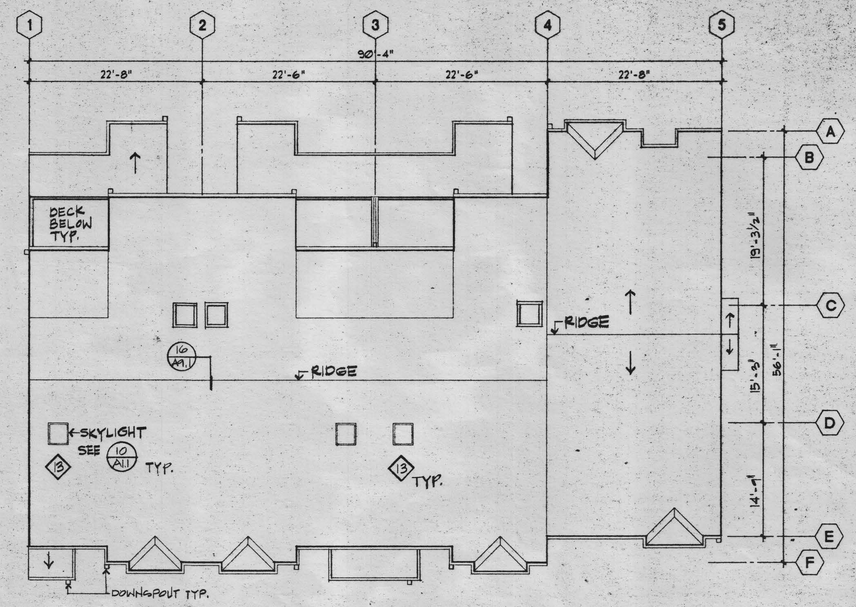

NOTE: SEE 26/A1.1 FOR ROOF PENETRATION DETAIL.

4/A2.4 ROOF PLAN
SCALE:1/8" =1'-0"

SHEET NOTES

1. See unit plans on sheets A2.7, A2.8 for unit dimensions, window locations, notes and other information.
2. Accessible units are indicated on first floor plans where they occur. All other first floor units are adaptable.
3. All exterior stairs to be adjusted to final grades as required. See civil drawings for grading information.
4. All dimensions shown are to centerline of wall assembly or face of stud as indicated unless otherwise noted.
5. See first floor plans for workpoints and exterior elevation keys.
6. See partition schedule, sheet A8.2, for descriptions of wall assemblies.

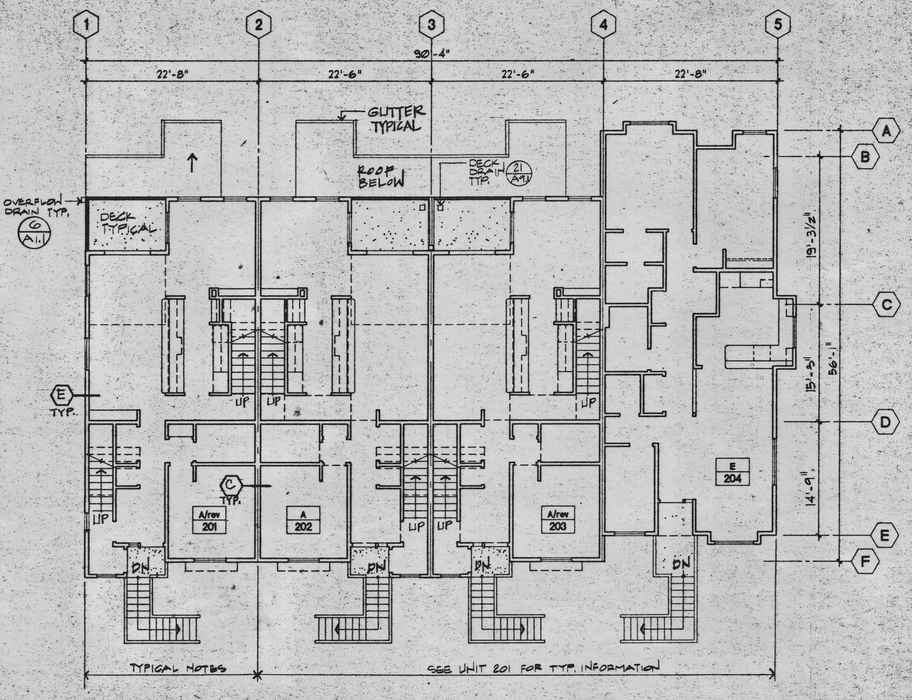

1/A2.4 SECOND FLOOR PLAN
SCALE:1/8" =1'-0"

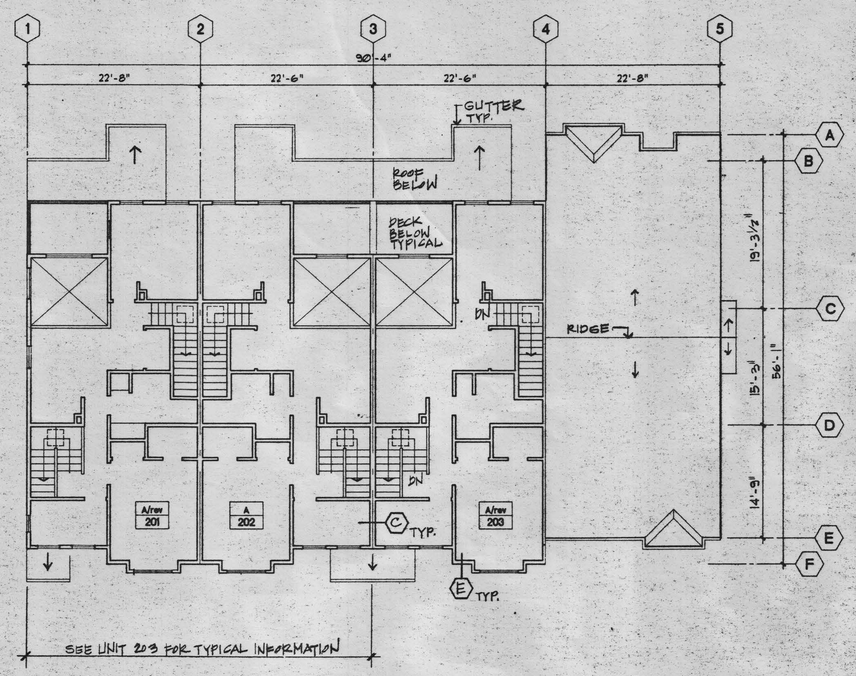

3/A2.4 THIRD FLOOR PLAN
SCALE:1/8" =1'-0"

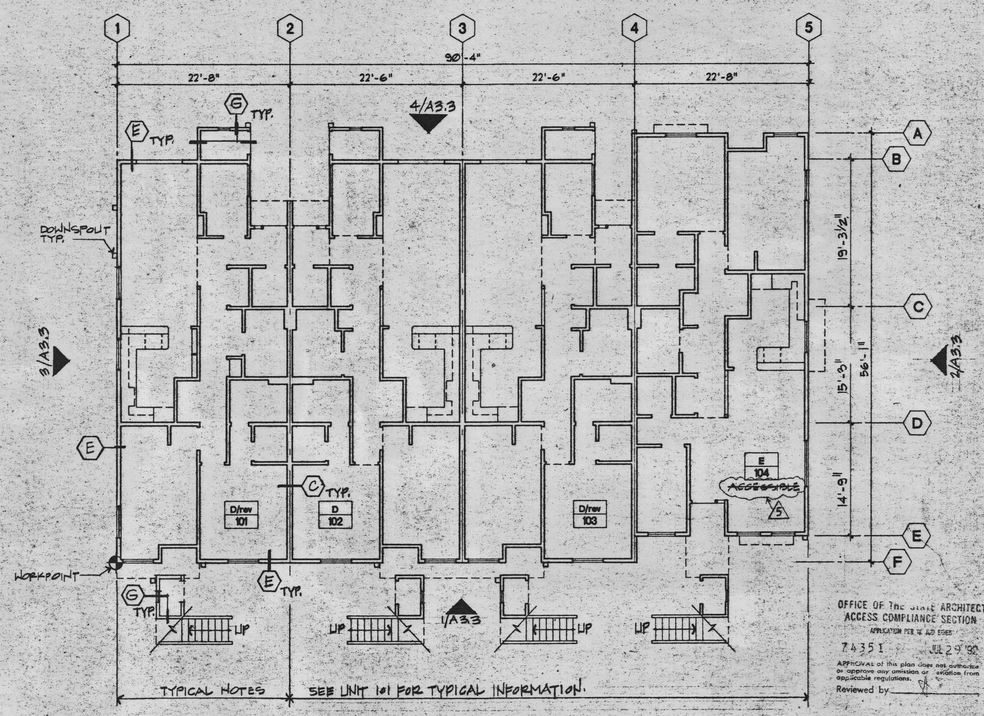

2/A2.4 FIRST FLOOR PLAN
SCALE:1/8" =1'-0"

OFFICE OF THE STATE ARCHITECT
ACCESS COMPLIANCE SECTION
APPLICATION FOR 16 AND EDGES
74351 JUL 29 '92
APPROVAL of this plan does not authorize or approve any omission or deviation from applicable regulations.
Reviewed by

AS-BUILT

MWM ARCHITECTS, INC.
Architecture · Planning · Interior Design
2333 Harrison, Oakland, California 94612
Tel (510) 832-5242 Fax (510) 832-3022

CALIFORNIA STATE FIRE MARSHAL
APPROVED 9/9/92
APPROVAL OF THIS PLAN DOES NOT AUTHORIZE OR APPROVE ANY OMISSION OR DEVIATION FROM APPLICABLE REGULATIONS. FINAL APPROVAL IS SUBJECT TO FIELD INSPECTION. ONE SET OF APPROVED PLANS SHALL BE AVAILABLE ON THE PROJECT SITE AT THE TIME.
REVIEWED BY

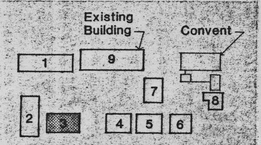

KEY PLAN

Date	Submitted for Construction 24 February 1992
Job No.	1-1841.50
Drawn	J.C.
Checked	
Approved for the Owner	
Approved for the Architect	

LICENSED ARCHITECT
JUDITH LYNN ROWE
No. C-10158
31 MAY 1993
REGISTRAL DATE
STATE OF CALIFORNIA

No.	Revision	Date
5	REVISION	27 JULY 1992

PRESENTATION FACULTY HOUSING

NEW BUILDINGS
UNIVERSITY OF CALIFORNIA
BERKELEY

BUILDING 3
1ST, 2ND, 3RD AND ROOF PLAN

Sheet No.
A2.4

CAD: B3
PLOT: NOV 27/91

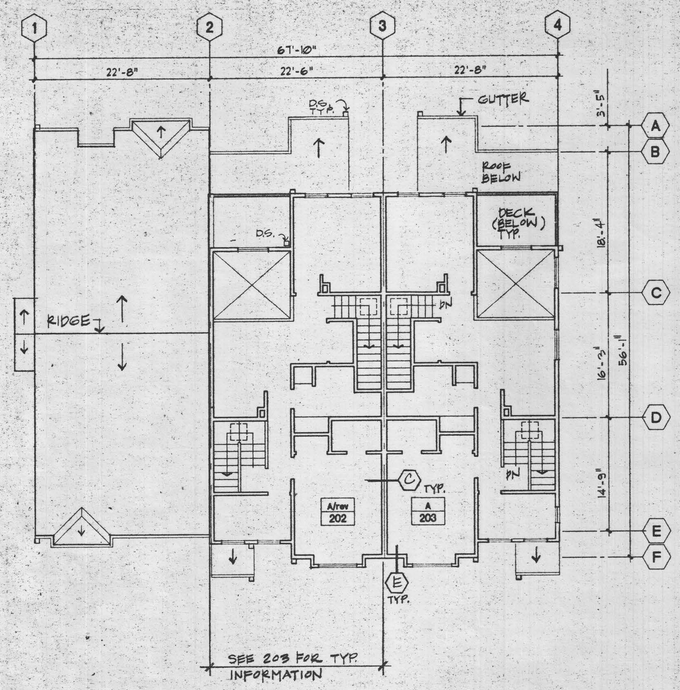

3 A2.5 THIRD FLOOR PLAN
SCALE:1/8" =1'-0"

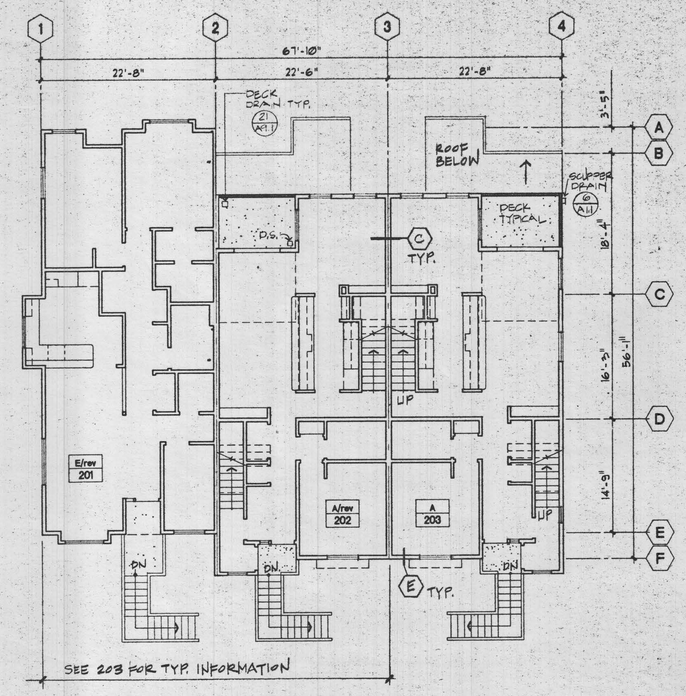

2 A2.5 SECOND FLOOR PLAN
SCALE:1/8" =1'-0"

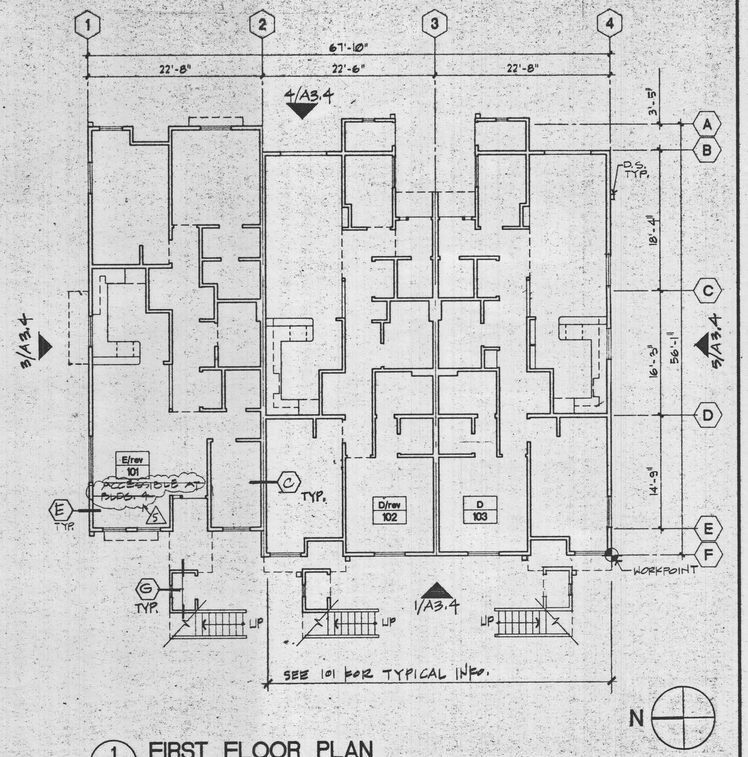

1 A2.5 FIRST FLOOR PLAN
SCALE:1/8" =1'-0"

SHEET NOTES

1. See unit plans on sheets A2.7, A2.8 for unit dimensions, window locations, notes and other information.
2. Accessible units are indicated on first floor plans where they occur. All other first floor units are adaptable.
3. All exterior stairs to be adjusted to final grades as required. See civil drawings for grading information.
4. All dimensions shown are to centerline of wall assembly or face of stud as indicated unless otherwise noted.
5. See first floor plans for workpoints and exterior elevation keys.
6. See partition schedule, sheet A8.2, for descriptions of wall assemblies.

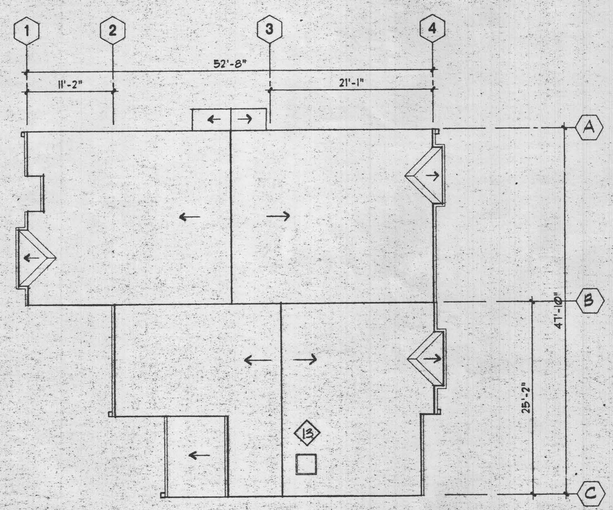

6 A2.5 ROOF PLAN
SCALE:1/8" =1'-0"

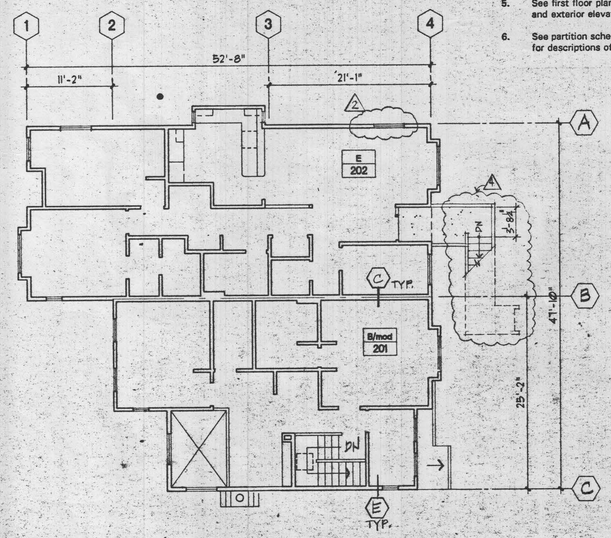

5 A2.5 SECOND FLOOR PLAN
SCALE:1/8" =1'-0"

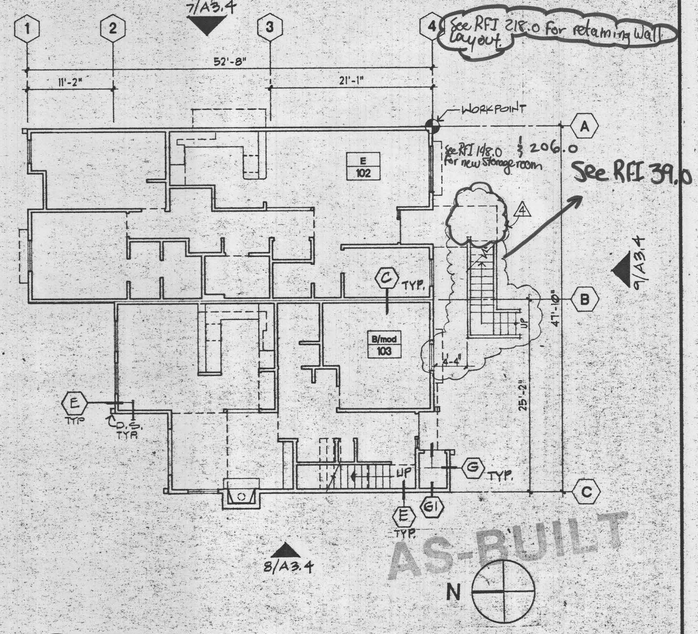

4 A2.5 FIRST FLOOR PLAN
SCALE:1/8" =1'-0"

OFFICE OF THE STATE ARCHITECT
ACCESS COMPLIANCE SECTION
APPLICATION FOR 10 DAY REVIEW
74351 10 29 92
APPROVAL of this plan does not authorize or approve any omission or deviation from applicable regulations. Final approval is subject to field inspection. One set of approved documents is available on the project site at the time.
Reviewed by

AS-BUILT

BUILDING 4
Opposite Hand BUILDING 6
BUILDING 8

MWM ARCHITECTS, INC.
Architecture · Planning · Interior Design
2333 Harrison, Oakland, California 94612
Tel (510) 832-5242 Fax (510) 832-3022

CALIFORNIA STATE FIRE MARSHAL
APPROVED
APPROVAL OF THIS PLAN DOES NOT AUTHORIZE OR APPROVE ANY OMISSION OR DEVIATION FROM APPLICABLE REGULATIONS. FINAL APPROVAL IS SUBJECT TO FIELD INSPECTION. ONE SET OF APPROVED DOCUMENTS IS AVAILABLE ON THE PROJECT SITE AT THE TIME.
APPROVED BY

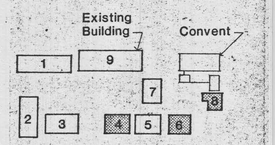

KEY PLAN N

Date	Submitted for Construction 24 February 1992
Job No.	1-1841.50
Drawn	J.C.
Checked	
Approved for the Owner	
Approved for the Architect	

LICENSED ARCHITECT JUDITH LYNN ROWE
No. C-10958
31 MAY 1992
RENEWAL DATE
STATE OF CALIFORNIA

No.	Revision	Date
2	REVISION	1 JUNE 1992
4		6 JULY 1992
5	REVISION	27 JULY 1992

PRESENTATION FACULTY HOUSING

NEW BUILDINGS
UNIVERSITY OF CALIFORNIA
BERKELEY

BUILDING 4,6 AND 8
1ST, 2ND, 3RD AND ROOF PLAN

Sheet No.
A2.5

DRAWING Name: Presentation Faculty Housing - All_DUNLIN - Sheet:00000A25 - Project:01184150 - Thu 01-23-1992 - Time:10:18:29 - USER:JANDH1 - Plot:NMWM.pdf
01NOV 29'91

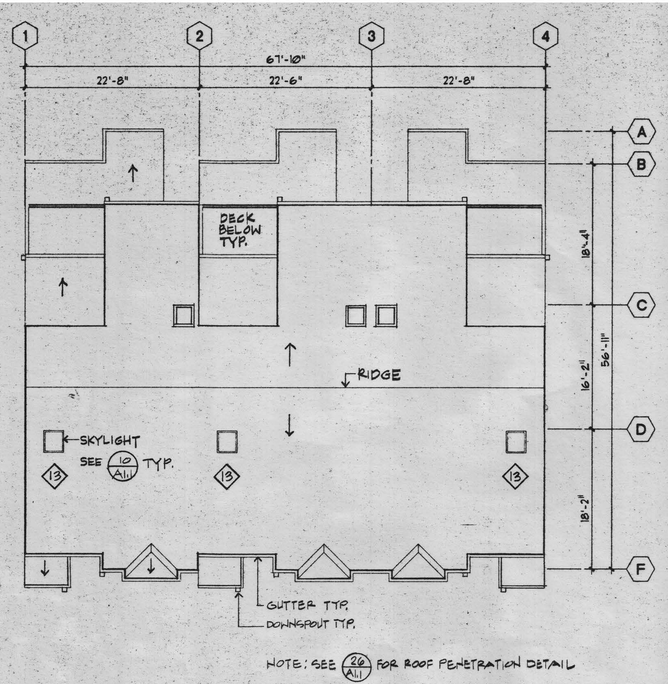

NOTE: SEE (26/A11) FOR ROOF PENETRATION DETAIL

4/A2.6 ROOF PLAN
SCALE:1/8" =1'-0"

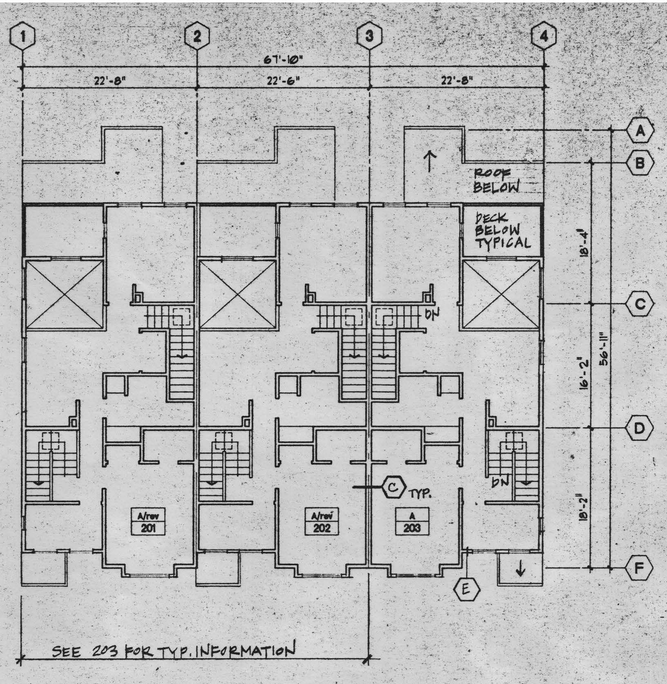

3/A2.6 THIRD FLOOR PLAN
SCALE:1/8" =1'-0"

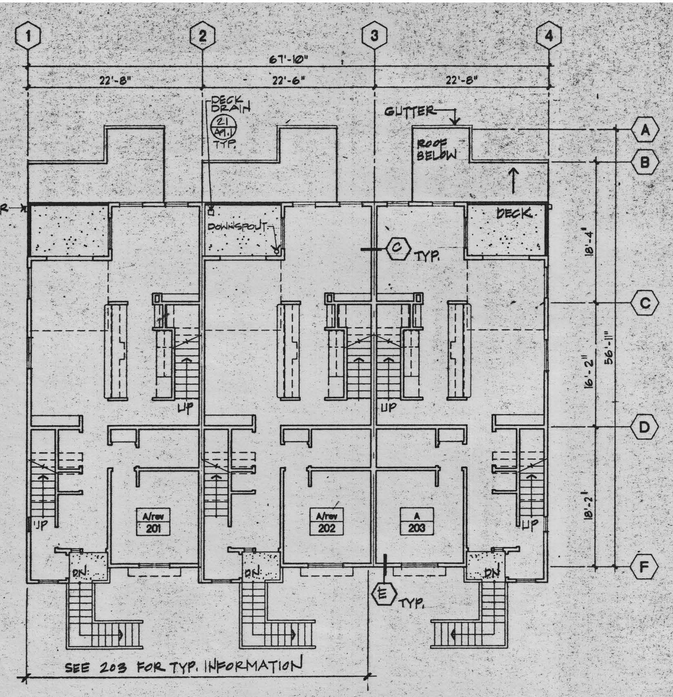

2/A2.6 SECOND FLOOR PLAN
SCALE:1/8" =1'-0"

SHEET NOTES

1. See unit plans on sheets A2.7, A2.8 for unit dimensions, window locations, notes and other information.
2. Accessible units are indicated on first floor plans where they occur. All other first floor units are adaptable.
3. All exterior stairs to be adjusted to final grades as required. See civil drawings for grading information.
4. All dimensions shown are to centerline of wall assembly or face of stud as indicated unless otherwise noted.
5. See first floor plans for workpoints and exterior elevation keys.
6. See partition schedule, sheet A8.2, for descriptions of wall assemblies.

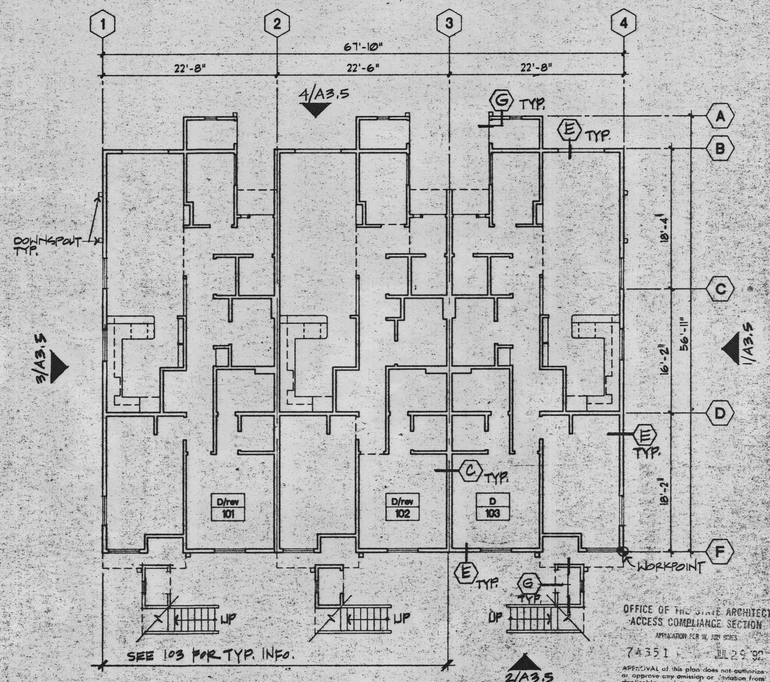

1/A2.6 FIRST FLOOR PLAN
SCALE:1/8" =1'-0"

OFFICE OF THE STATE ARCHITECT
ACCESS COMPLIANCE SECTION
APPLICATION FOR PLAN REVIEW
7A351 JUL 29 '92
APPROVAL of this plan does not authorize or approve any omission or deviation from applicable regulations.
Reviewed by

AS-BUILT

BUILDING 5 AND 7

MWM ARCHITECTS, INC.
Architecture · Planning · Interior Design
2333 Harrison, Oakland, California 94612
Tel (510) 832- 5242 Fax (510) 832-3022

CALIFORNIA STATE FIRE MARSHAL
APPROVED
APPROVAL OF THIS PLAN DOES NOT AUTHORIZE OR APPROVE ANY OMISSION OR DEVIATION FROM APPLICABLE REGULATIONS. FINAL APPROVAL IS SUBJECT TO FIELD INSPECTION. ONE SET OF APPROVED PLANS SHALL BE AVAILABLE ON THE PROJECT SITE AT THE TIME.
REVIEWED BY

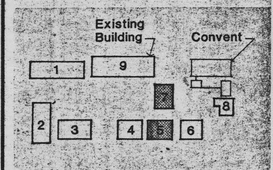

Date	Submitted for Construction 24 February 1992
Job No.	1-1841.50
Drawn	J.C.
Checked	
Approved for the Owner	
Approved for the Architect	

LICENSED ARCHITECT
JOHN LYNN KOHLER
No. C-10168
31 MAY 1993
RENEWAL DATE
STATE OF CALIFORNIA

No.	Revision	Date

PRESENTATION FACULTY HOUSING

NEW BUILDINGS
UNIVERSITY OF CALIFORNIA
BERKELEY

BUILDING 5 AND 7
1ST, 2ND, 3RD AND ROOF PLAN

Sheet No.
A2.6

CAD: B57
PLOT: DEC 3/91

Saved File Name: Presentation Faculty Housing - All of UNLIV - Sheet 0000A26 - Project 01184150 - Tue, 05-24-1992 - File: BUILDING5\B5T1ST2ND3.rvt - Floor NNN.pdf

SHEET NOTES

1. Interior walls are type A unless otherwise noted.
2. See 1/8"/scale building plans for exterior and party wall designations and additional information.
3. All dimensions shown are to face of stud or centerline of wall assembly as indicated.
4. See partition schedule, sheet A8.2, for descriptions of wall assemblies.
5. See 3/A2.7 for typical unit plan notes and dimensions.
6. Shading indicates furred ceiling to height indicated for distribution of HVAC ducts, typical.

SEE RFI 205.0 FOR SHELF HEIGHT LOCATIONS.

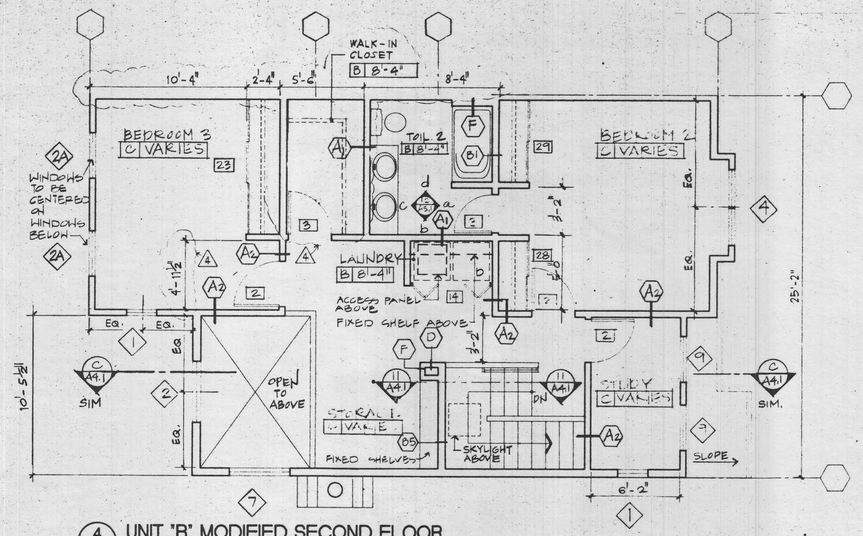

4 A27 UNIT "B" MODIFIED SECOND FLOOR
SCALE: 1/4" = 1'-0"

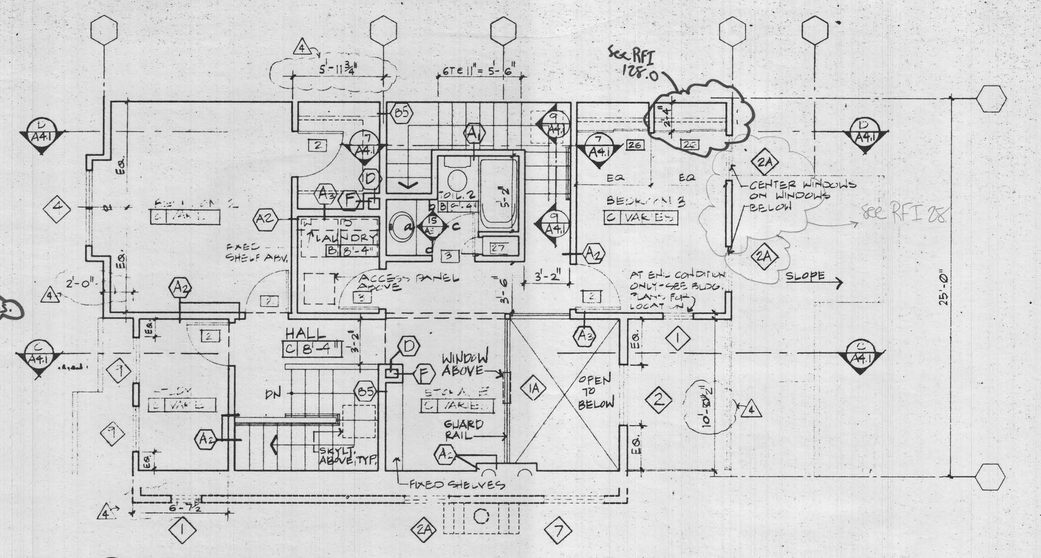

1 A27 UNIT "B" THIRD FLOOR
SCALE: 1/4" = 1'-0"

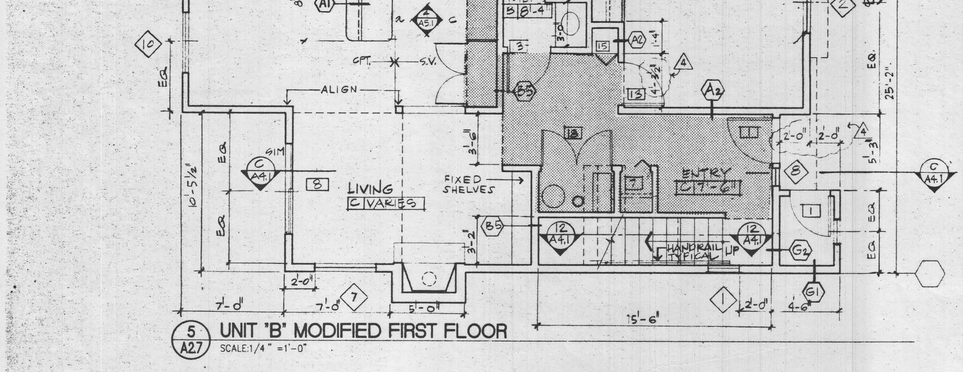

5 A27 UNIT "B" MODIFIED FIRST FLOOR
SCALE: 1/4" = 1'-0"

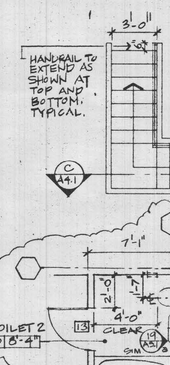

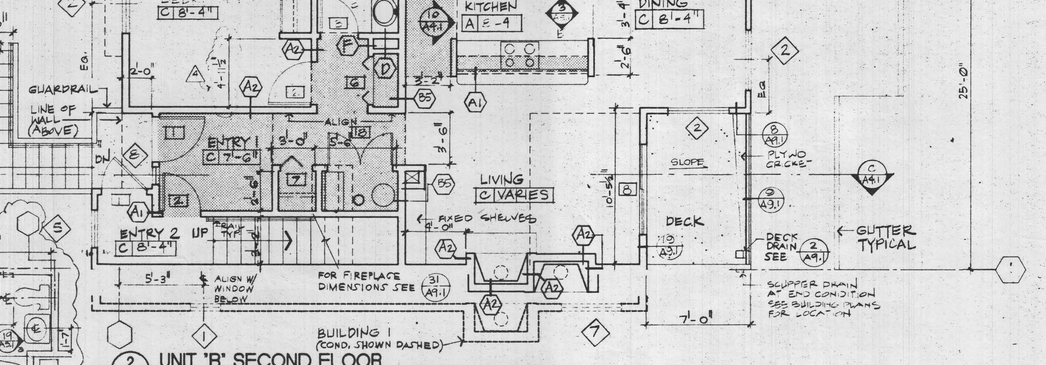

2 A27 UNIT "B" SECOND FLOOR
SCALE: 1/4" = 1'-0"

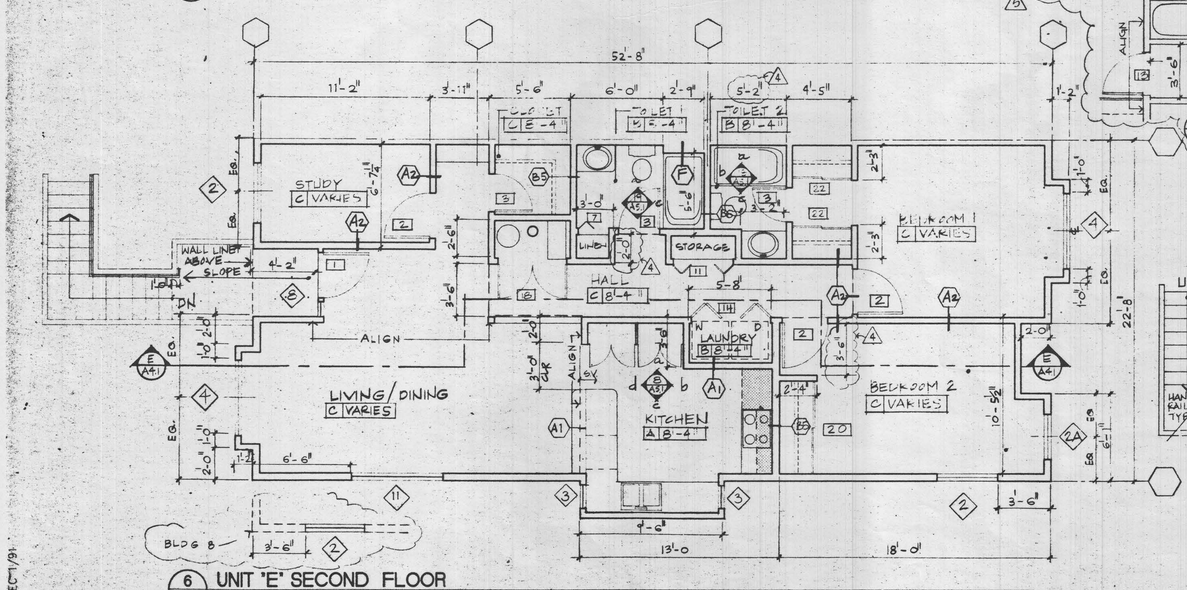

6 A27 UNIT "E" SECOND FLOOR
SCALE: 1/4" = 1'-0"

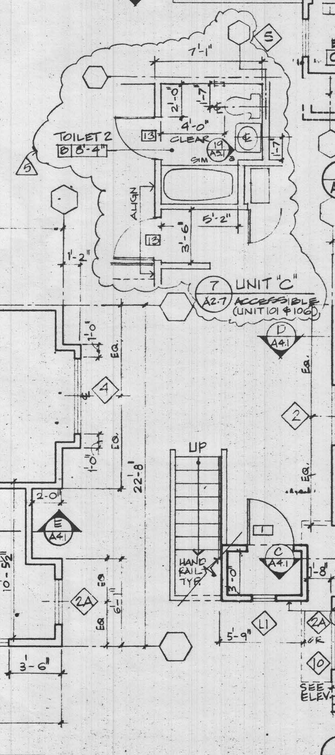

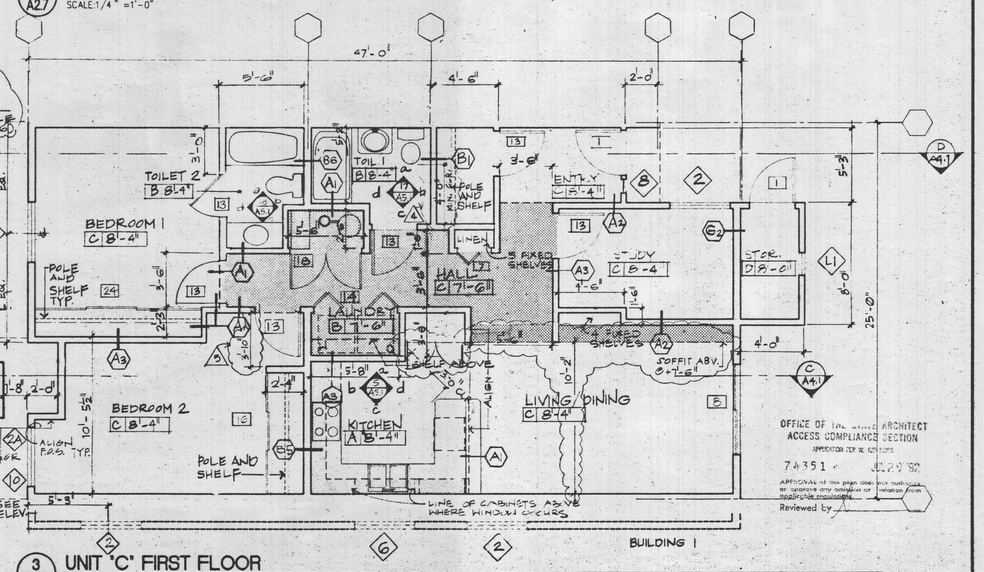

3 A27 UNIT "C" FIRST FLOOR
SCALE: 1/4" = 1'-0"

MWM ARCHITECTS, INC.
Architecture · Planning · Interior Design
2333 Harrison, Oakland, California 94612
Tel (510) 832-5242 Fax (510) 832-3022

CALIFORNIA STATE FIRE MARSHAL
APPROVED

APPROVAL OF THIS PLAN DOES NOT AUTHORIZE OR APPROVE ANY VIOLATION OR DEVIATION FROM APPLICABLE REGULATIONS. THIS APPROVAL IS SUBJECT TO FIELD INSPECTION. ONE SET OF APPROVED PLANS SHALL BE AVAILABLE ON THE PROJECT SITE AT THE TIME.

BY: _____
REVIEWED BY

Date Submitted for Construction
24 February 1992

Job No. 1-1841.50

Drawn J.C., N.H.

Checked

Approved for the Owner

Approved for the Architect

REGISTERED ARCHITECT
STEPHEN LYNN KONE
No. C-10158
31 MAY 1993
RENEWAL DATE
STATE OF CALIFORNIA

No.	Revision	Date
2	REVISION	1 JUNE 1992
4	REVISION	6 JULY 1992
5	REVISION	27 JULY 1992

PRESENTATION FACULTY HOUSING

NEW BUILDINGS
UNIVERSITY OF CALIFORNIA
BERKELEY

UNIT PLANS

AS-BUILT

Sheet No.

A2.7

OFFICE OF THE STATE ARCHITECT
ACCESS COMPLIANCE SECTION
APPROVED PER DSA REQUIREMENTS
74351 12/29/92
APPROVAL of this plan does not authorize or approve any violation or deviation from applicable regulations.
Reviewed by

Revised File Name: Presentation Faculty Housing - All 9BUNLIS - Sheet Name: A2.7 - Project: 91-1841.50 - Date: 02-24-1992 - Title UNITPLANS000000000000 - Floor NNNN.pat

SHEET NOTES

1: Interior walls are type (A) unless otherwise noted.

2. See 1/8" scale buliding plans for exterior and party wall designations and additional information.

3. All dimensions shown are to face of stud or centerline of wall assembly as indicated.

4. See partition schedule, sheet A8.2, for descriptions of wall assemblies.

5. See 1/A2.8 for typical unit plan notes and dimensions.

6. Shading indicates furred ceiling to height indicated for distribution of HVAC ducts, typical.

SEE RFI 205.0 FOR SHELF HEIGHT LOCATIONS

4 A2.8 UNIT "A" MODIFIED SECOND FLOOR
SCALE: 1/4" = 1'-0"

NOTE: RFI 230: WASHER/DRYER RELOCATION REJECTED BY OWNER

1 A2.8 UNIT "A" THIRD FLOOR
SCALE: 1/4" = 1'-0"

5 A2.8 UNIT "A" MODIFIED FIRST FLOOR
SCALE: 1/4" = 1'-0"
ACCESSIBLE

2 A2.8 UNIT "A" SECOND FLOOR
SCALE: 1/4" = 1'-0"

7 A2.8 UNIT "D" MODIFIED UNITS

6 A2.8 UNIT "E" FIRST FLOOR
SCALE: 1/4" = 1'-0"
ACCESSIBLE

3 A2.8 UNIT "D" FIRST FLOOR
SCALE: 1/4" = 1'-0"

NOTE: FOR EXTERIOR STAIR @ BLDG. 8 - SEE 1/8" SCALE PLAN 4/A2.5

NOTE: NO WINDOWS @ BLDG 8 FIRST FLR-EAST ELEV.

MWM ARCHITECTS, INC.
Architecture · Planning · Interior Design
2333 Harrison, Oakland, California 94612
Tel (510) 832- 5242 Fax (510) 832-3022

CALIFORNIA STATE FIRE MARSHAL
APPROVED
APPROVAL OF THIS PLAN DOES NOT AUTHORIZE OR APPROVE ANY VIOLATION OR DEVIATION FROM APPLICABLE REGULATIONS. THIS APPROVAL IS SUBJECT TO FIELD INSPECTION. ONE SET OF APPROVED PLANS SHALL BE AVAILABLE ON THE PROJECT SITE AT THE TIME.
APPROVED BY

Date	Submitted for Construction 24 February 1992
Job No.	1-1841.50
Drawn	J.C., N.H.
Checked	
Approved for the Owner	
Approved for the Architect	

LICENSED ARCHITECT
KEITH LYNN WILLIAMS
No. C-10158
31 MAY 1993
RENEWAL DATE
STATE OF CALIFORNIA

No.	Revision	Date
3	REVISION	1 JUNE 1992
4	REVISION	6 JULY 1992
5	REVISION	27 JULY 1992
6	REVISION	4 SEP 1992

PRESENTATION FACULTY HOUSING

NEW BUILDINGS
UNIVERSITY OF CALIFORNIA
BERKELEY

UNIT PLANS

AS-BUILT

Sheet No.

A2.8

OFFICE OF THE STATE ARCHITECT
ACCESS COMPLIANCE SECTION
APPROVED FOR 4 (C) (CBC)
7A751 [illegible]
APPROVAL of this plan does not authorize or approve any violations nor deviation from applicable regulations. Final approval is subject to field inspection.
Reviewed by

MATERIAL SPECIFICATIONS DEC. 1/91
Sheet Name: Presentation Faculty Housing - AE 01.NLD - Sheet 0000A28 - Project 011841.50 - Date 02-24-1992 - Title UNITPLANS00000000000 - Flyer NNNN.pdf

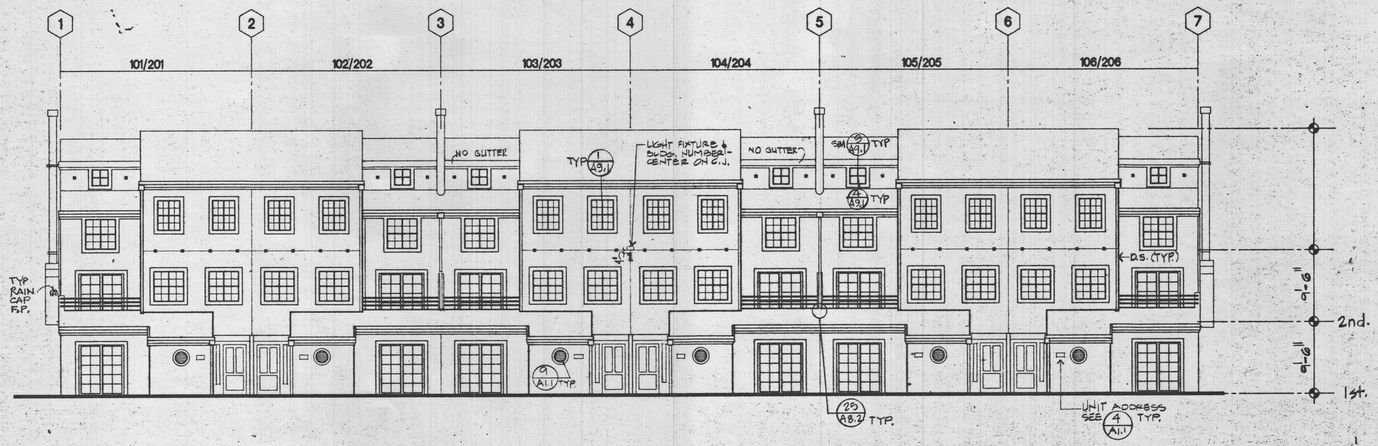

3 A3.1 WEST ELEVATION
SCALE: 1/8" = 1'-0"

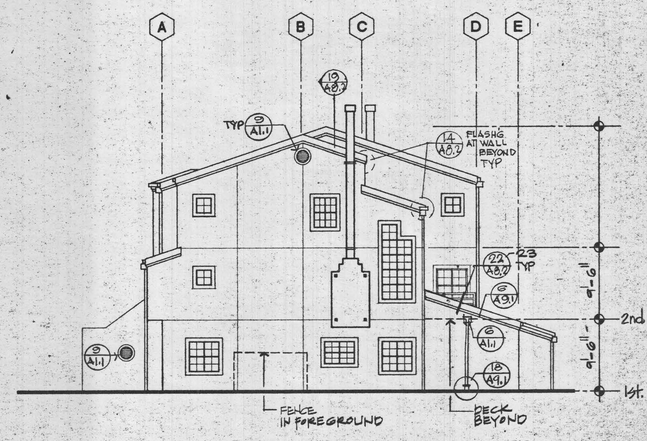

1 A3.1 NORTH ELEVATION (FROM ADDISON ST.)
SCALE: 1/8" = 1'-0"

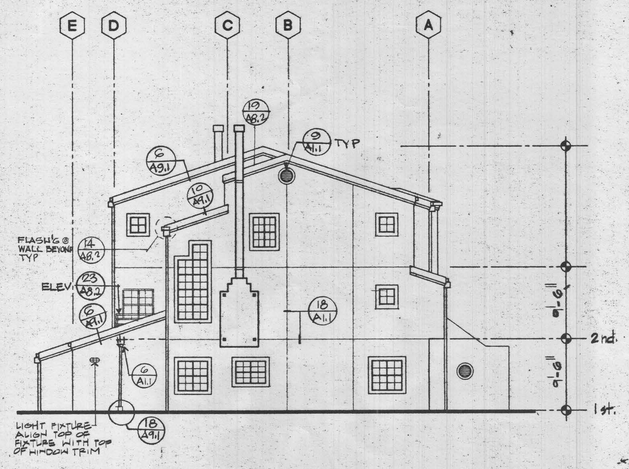

4 A2.1 SOUTH ELEVATION
SCALE: 1/8" = 1'-0"

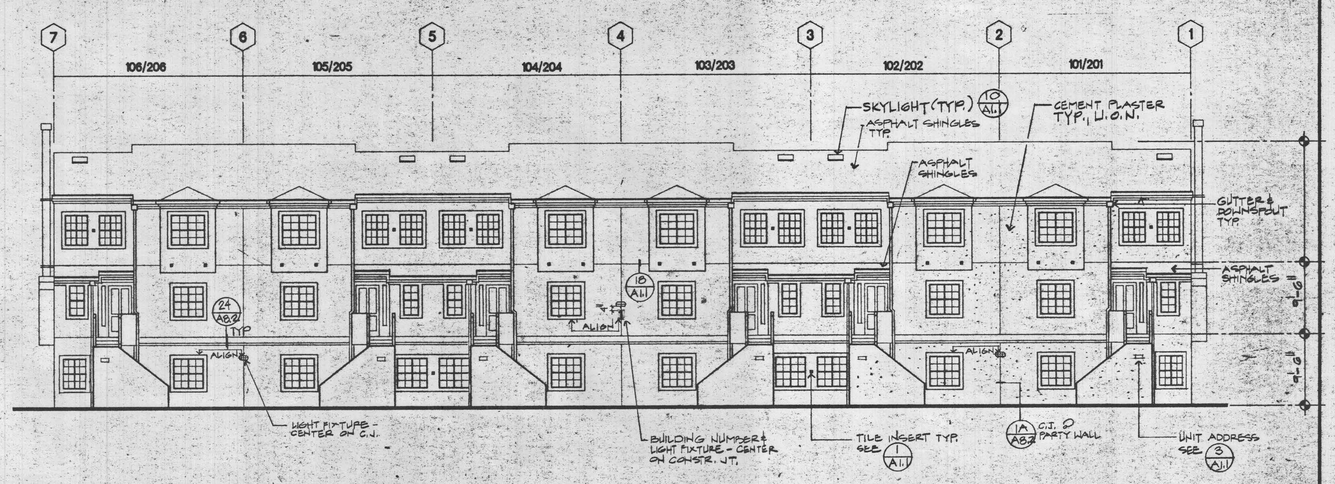

2 A3.1 EAST ELEVATION
SCALE: 1/8" = 1'-0"

AS-BUILT

OFFICE OF THE STATE ARCHITECT
ACCESS COMPLIANCE SECTION
APPLICATION FOR ... DATE
7-6351 JUL 29 '92
APPROVAL OF THIS PLAN DOES NOT AUTHORIZE OR APPROVE ANY OMISSION OR DEVIATION FROM APPLICABLE REGULATIONS. FINAL APPROVAL IS SUBJECT TO FIELD INSPECTION. ONE SET OF APPROVED PLANS SHALL BE AVAILABLE ON THE PROJECT SITE AT THE TIME.
REVIEWED BY

MWM ARCHITECTS, INC.
Architecture • Planning • Interior Design
2333 Harrison Street, Oakland, CA 94612
Tel. (510) 832-5242 FAX (510) 832-3022

CALIFORNIA STATE FIRE MARSHAL
APPROVED

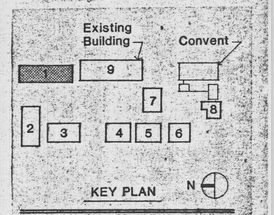

Date Submitted for Construction 24 February 1992
Job No. 1-1841.50
Drawn J.C., N.H.
Checked
Approved for the owner
Approved by the architect

LICENSED ARCHITECT
JUDITH LYNN ROWE
No. C-10158
31 MAY 1992
REGISTRAL DATE
STATE OF CALIFORNIA

No.	Revision	Date

PRESENTATION FACULTY HOUSING

NEW BUILDINGS
UNIVERSITY OF CALIFORNIA
BERKELEY

BUILDING 1
EXTERIOR ELEVATIONS

Sheet No.
A3.1

CAD: B1ELEPLOT: NOV 26/91

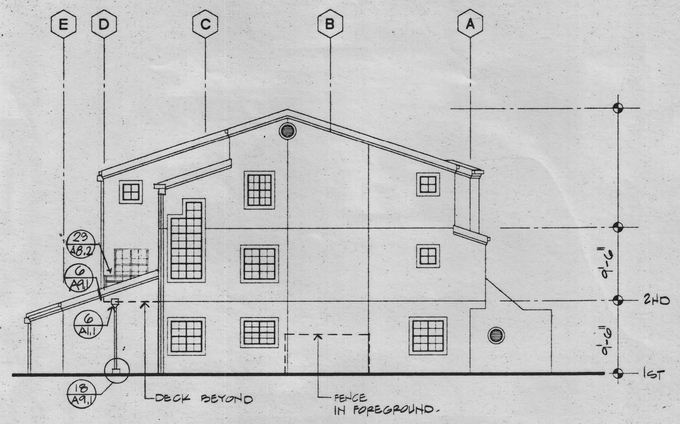

3 A3.2 EAST ELEVATION
SCALE:1/8" =1'-0"

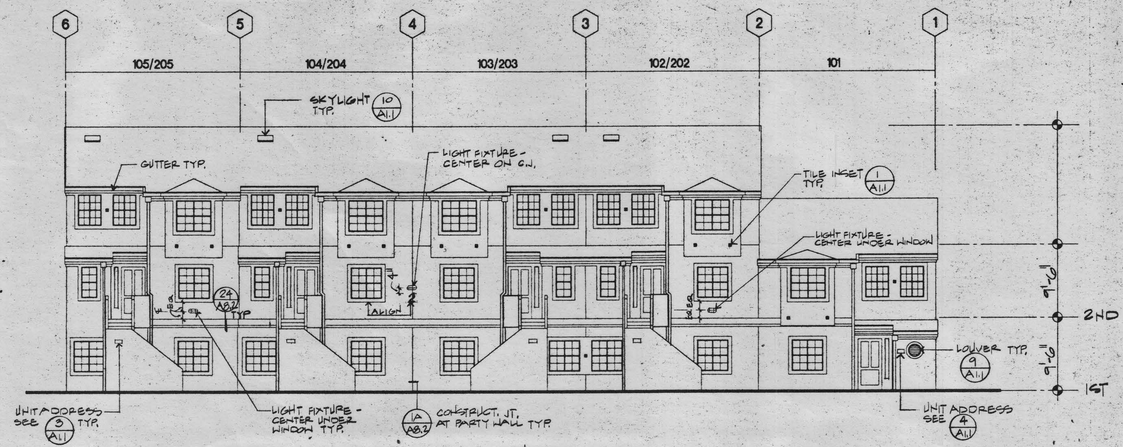

1 A3.2 NORTH ELEVATION (FROM ADDISON ST.)
SCALE:1/8" =1'-0"

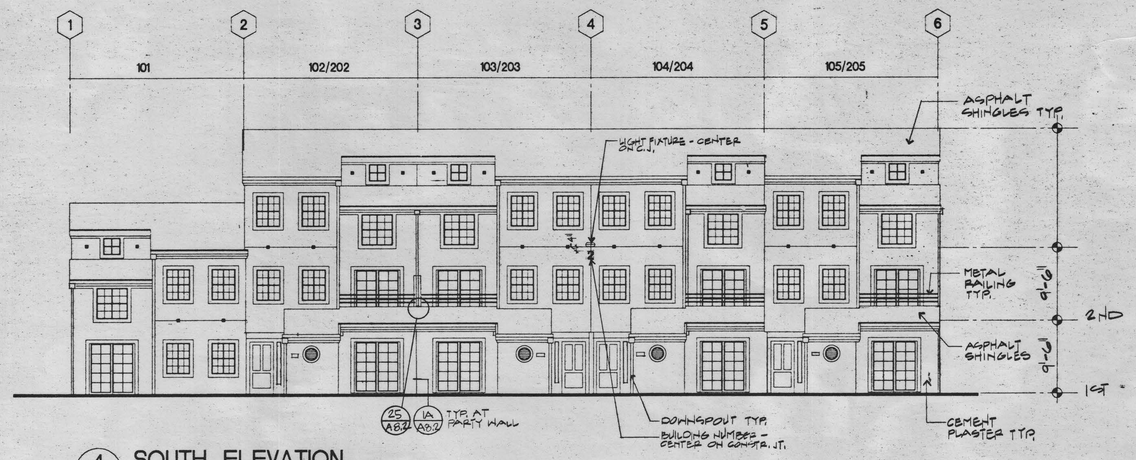

4 A3.2 SOUTH ELEVATION
SCALE:1/8" =1'-0"

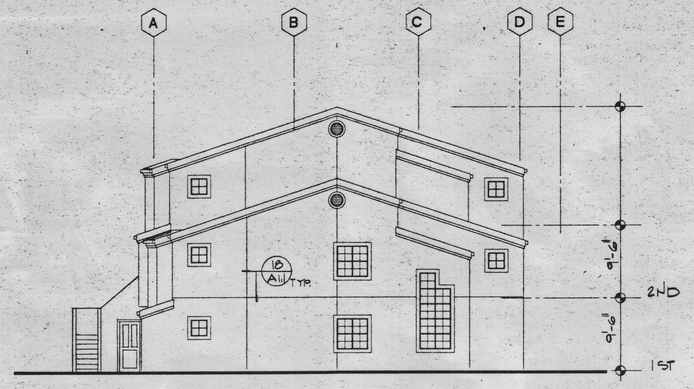

2 A3.2 WEST ELEVATION (FROM CALIFORNIA ST.)
SCALE:1/8" =1'-0"

AS-BUILT

OFFICE OF THE STATE ARCHITECT
ACCESS COMPLIANCE SECTION
APPLICATION FOR IN NO DOES
7A351 JUL 29 '92
APPROVAL of this plan does not authorize or approve any omission or deviation from applicable regulations.
Reviewed by

MWM ARCHITECTS, INC.
Architecture • Planning • Interior Design
2333 Harrison Street, Oakland, CA 94612
Tel. (510) 832-5242 FAX (510) 832-3022

CALIFORNIA STATE FIRE MARSHAL
APPROVED 4/9/92
APPROVAL OF THIS PLAN DOES NOT AUTHORIZE OR APPROVE ANY OMISSION OR DEVIATION FROM APPLICABLE REGULATIONS. THIS APPROVAL IS SUBJECT TO FIELD INSPECTION. ONE SET OF APPROVED PLANS SHALL BE AVAILABLE ON THE PROJECT SITE AT THE TIME.
REVIEWED BY

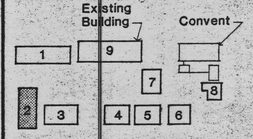

KEY PLAN

Date	Submitted for Construction 24 February 1992
Job No.	1-1841.50
Drawn	J.C.
Checked	
Approved for the owner	
Approved by the architect	

LICENSED ARCHITECT
JULIETH LYNN ROWE
No. C-16158
31 MAY 1992
REGISTRAL DATE
STATE OF CALIFORNIA

No.	Revision	Date

PRESENTATION FACULTY HOUSING

NEW BUILDINGS
UNIVERSITY OF CALIFORNIA
BERKELEY

BUILDING 2
EXTERIOR
ELEVATIONS

Sheet No.
A3.2

CAD:B2ELEPLOT:JAN 31/91

Revised File Name: Presentation Faculty Housing - AE 0UNLIS - Sheet 00000A32 - Project 01184150 - Date 02-24-1992 - Title BUILDING2EXTERIORELO - Floor 5NNN.pdf

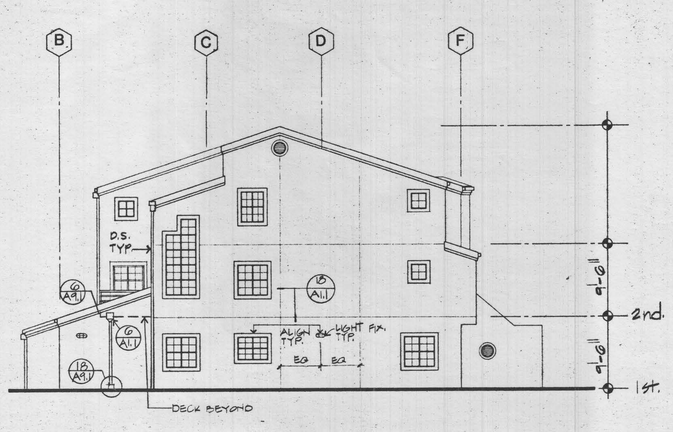

3 A3.3 NORTH ELEVATION
SCALE:1/8" =1'-0"

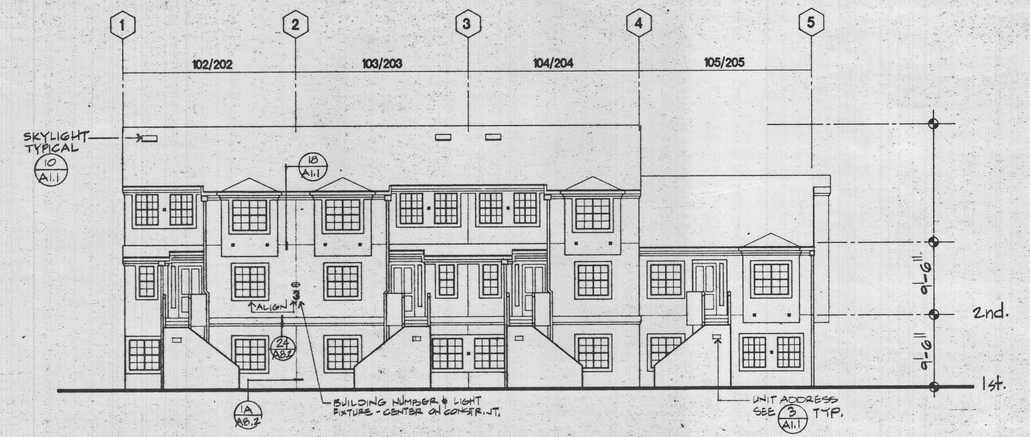

1 A3.3 WEST ELEVATION (FROM CALIFORNIA ST.)
SCALE:1/8" =1'-0"

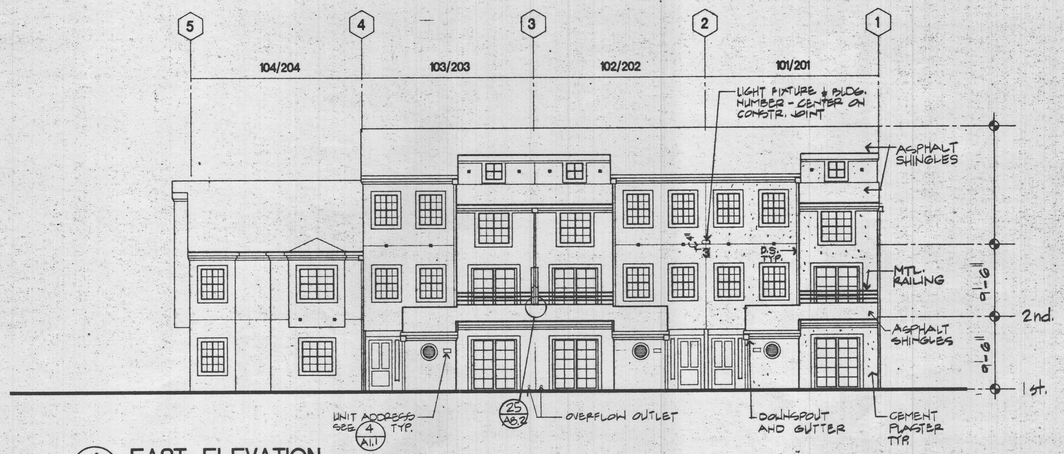

4 A3.3 EAST ELEVATION
SCALE:1/8" =1'-0"

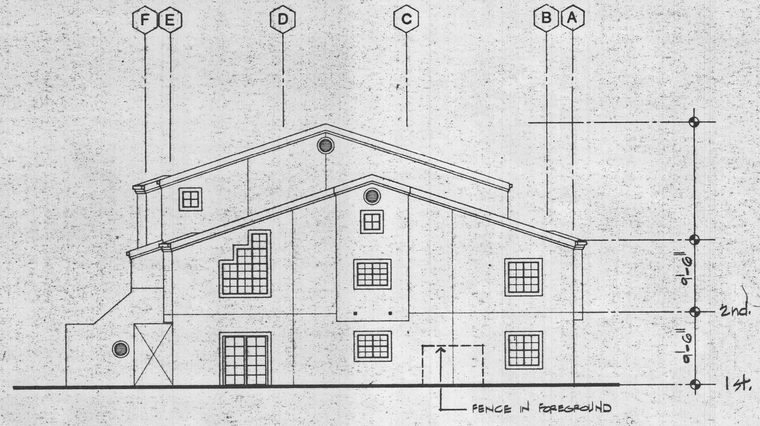

2 A3.3 SOUTH ELEVATION
SCALE:1/8" =1'-0"
Unit 2109 Address Location See RFI 141.0

AS-BUILT

OFFICE OF THE STATE ARCHITECT
ACCESS COMPLIANCE SECTION
APPLICATION FOR 21 AND 1 DEC
7A351 JUL 29 92
APPROVAL of this plan does not authorize or approve any omission or deviation from applicable regulations.
Reviewed by

CAD:B2ELEPLOT:NOV 13/91

MWM ARCHITECTS, INC.
Architecture • Planning • Interior Design
2333 Harrison Street, Oakland, CA 94612
Tel. (510) 832-5242 FAX (510) 832-3022

CALIFORNIA STATE FIRE MARSHAL
APPROVED 6/4/92
APPROVAL OF THIS PLAN DOES NOT AUTHORIZE OR APPROVE ANY OMISSION OR DEVIATION FROM APPLICABLE REGULATIONS. FINAL APPROVAL IS SUBJECT TO FIELD INSPECTION. ONE SET OF APPROVED PLANS SHALL BE AVAILABLE ON THE PROJECT SITE AT THE TIME.
REVIEWED BY:

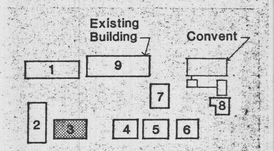

KEY PLAN

Date	Submitted for Construction 24 February 1992
Job No.	1-1841.50
Drawn	J.C., N.H.
Checked	
Approved for the owner	
Approved by the architect	

LICENSED ARCHITECT
JUDITH LYNN ROWE
No. C-10158
31 MAY 1993
REGISTRAR DATE
STATE OF CALIFORNIA

No.	Revision	Date

PRESENTATION FACULTY HOUSING

NEW BUILDINGS
UNIVERSITY OF CALIFORNIA
BERKELEY

BUILDING 3
EXTERIOR
ELEVATIONS

Sheet No.
A3.3

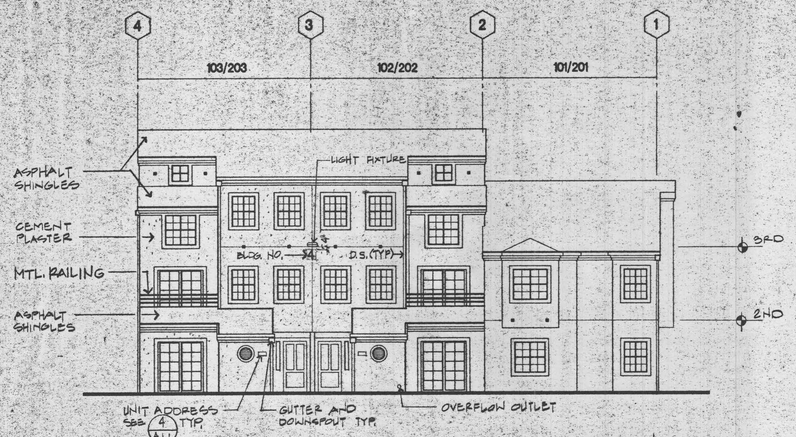

4 A3.4 **EAST ELEVATION**
SCALE:1/8 " =1'-0"

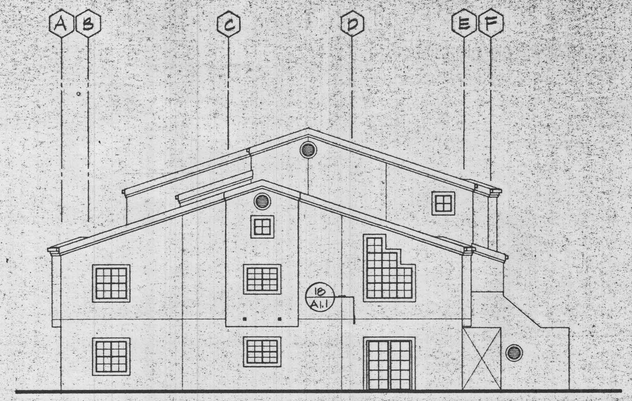

3 A3.4 **NORTH ELEVATION**
SCALE:1/8 " =1'-0"
Bldg. C Unit 2197 & Bldg. A Unit 2119 Address location see RFI 141.0

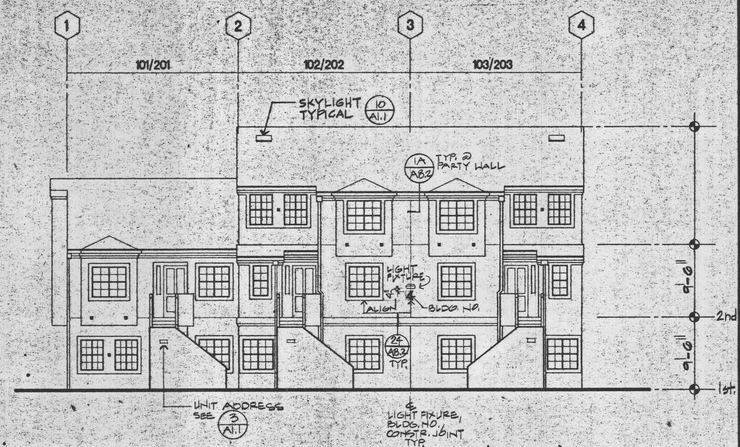

1 A3.4 **WEST ELEVATION (FROM CALIFORNIA ST.)**
SCALE:1/8 " =1'-0"

ELEVATIONS BUILDING 6 = OPPOSITE HAND

BUILDING 4
BUILDING 8

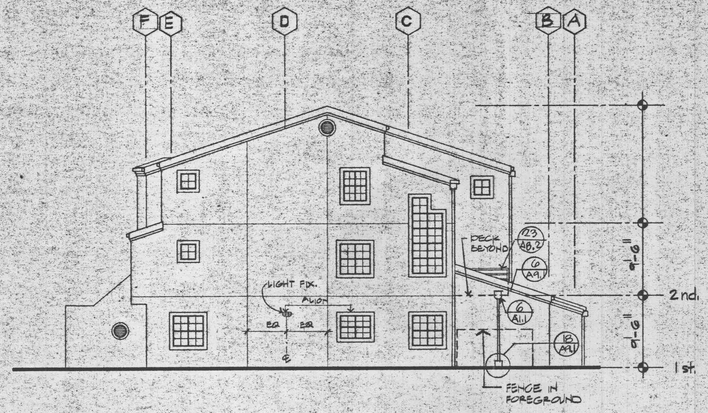

5 A3.4 **SOUTH ELEVATION**
SCALE:1/8 " =1'-0"

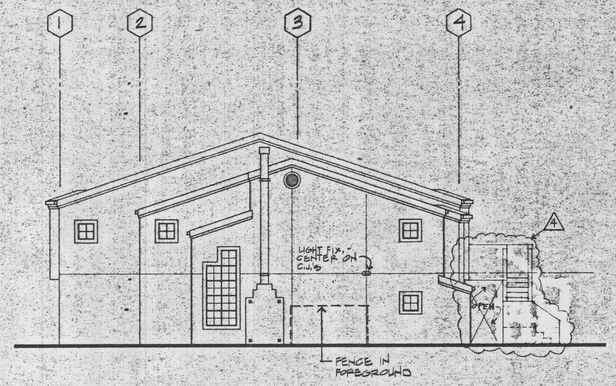

8 A3.4 **WEST ELEVATION**
SCALE:1/8 " =1'-0"

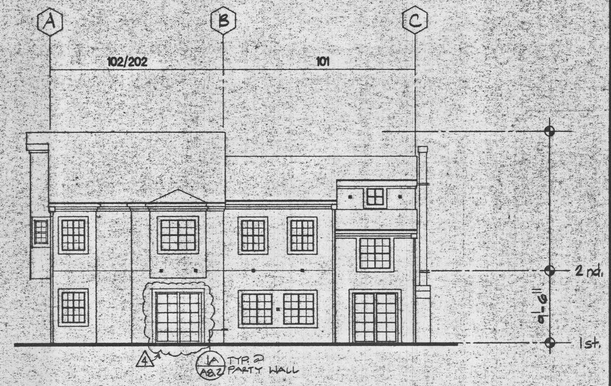

6 A3.4 **NORTH ELEVATION**
SCALE:1/8 " =1'-0"

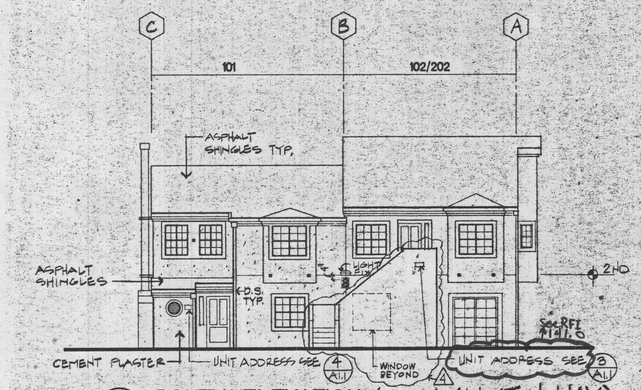

9 A3.4 **SOUTH ELEVATION (FROM ALLSTON WAY)**
SCALE:1/8 " =1'-0"

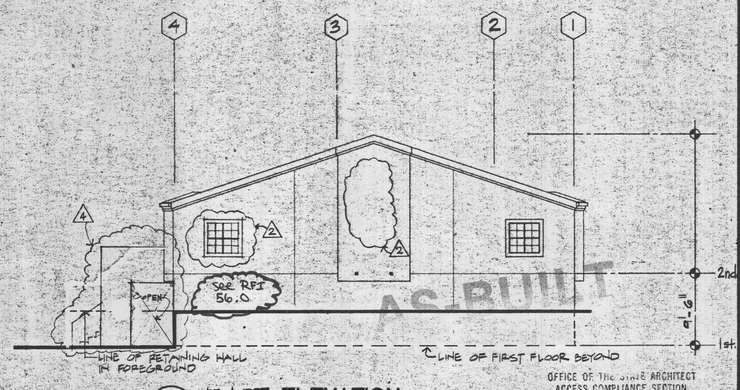

7 A3.4 **EAST ELEVATION**
SCALE:1/8 " =1'-0"
For Address Location see RFI 141.0

OFFICE OF THE STATE ARCHITECT
ACCESS COMPLIANCE SECTION
1515 CLAY STREET, OAKLAND, CA 94612
74351 JUL 29 '92
APPROVAL of this plan does not authorize the omission or deviation from applicable regulations.
Reviewed by

MWM ARCHITECTS, INC
Architecture • Planning • Interior Design
2333 Harrison Street, Oakland, CA 94612
Tel. (510) 832-5242 FAX (510) 832-3022

CALIFORNIA STATE FIRE MARSHAL
APPROVED 4/16/92
APPROVAL OF THIS PLAN DOES NOT AUTHORIZE OR APPROVE ANY OMISSION OR DEVIATION FROM APPLICABLE REGULATIONS. WORK PERFORMED IS SUBJECT TO LATER INSPECTION. ONE SET OF APPROVED PLANS SHALL BE AVAILABLE ON THE PROJECT SITE AT THE TIME
REVIEWED BY

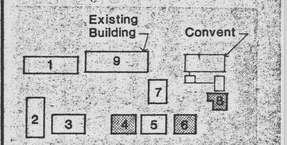

KEY PLAN N

Date Submitted for Construction
24 February 1992
Job No. 1-1841.50
Drawn J.C., N.H.
Checked
Approved for the owner
Approved by the architect

LICENSED ARCHITECT
JOSEPH LYNN BYRNE
No. C-10158
31 MAY 1993
RENEWAL DATE
STATE OF CALIFORNIA

No.	Revision	Date
2	REVISION	1 JUNE 1992
4	REVISION	6 JULY 1992

PRESENTATION FACULTY HOUSING

NEW BUILDINGS
UNIVERSITY OF CALIFORNIA
BERKELEY

BUILDING 4,6 AND 8 EXTERIOR ELEVATIONS

Sheet No.
A3.4

CAD:B4ELEPLOT:DEC '91

Plotted by: Joanne Fernandez Faculty Housing - ATTACH.PLT - Sheet 1 of 1 - Plotted: 10:19am 30 - Nov 02 '92 - Data: B4ELEPLOT.DWG XREFS: ATTACH.PLT - Host: MWM-386

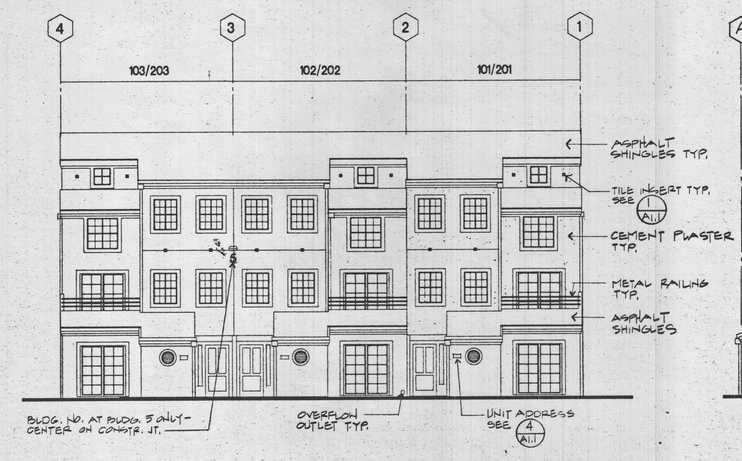

4 A3.5 EAST ELEVATION (Bldg 5)
SOUTH ELEVATION (Bldg 7)
SCALE:1/8" =1'-0"

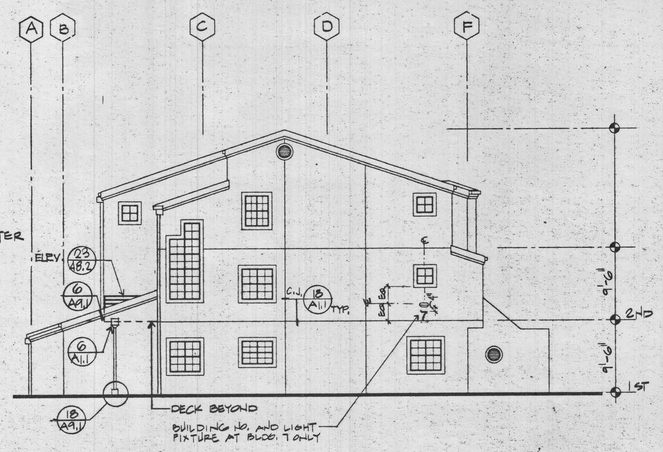

3 A3.5 NORTH ELEVATION (Bldg 5)
EAST ELEVATION (Bldg 7)
SCALE:1/8" =1'-0"

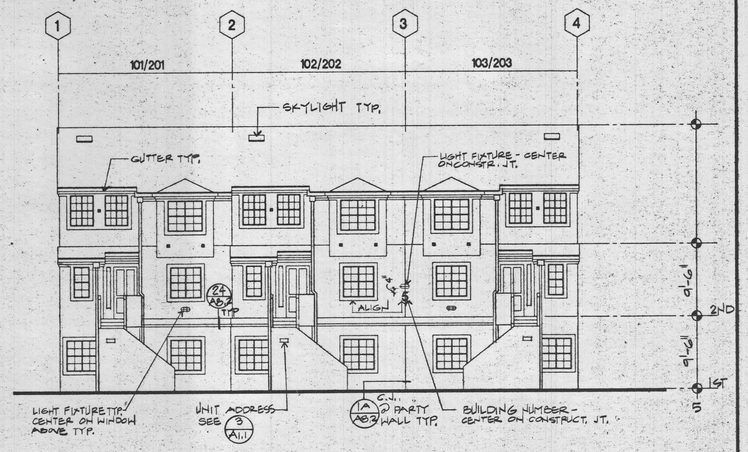

2 A3.5 WEST ELEVATION (Bldg 5)
NORTH ELEVATION (Bldg 7)
SCALE:1/8" =1'-0"

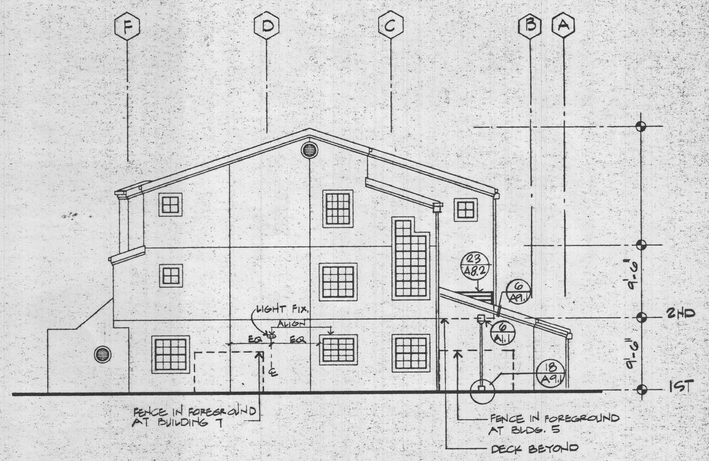

1 A3.5 SOUTH ELEVATION (Bldg 5)
WEST ELEVATION (Bldg 7)
SCALE:1/8" =1'-0"

OFFICE OF THE STATE ARCHITECT
ACCESS COMPLIANCE SECTION
APPLICATION PER 19 AUG 2005
74351 JUL 29 '92
APPROVAL of this plan does not authorize or approve any omission or deviation from applicable regulations.
Reviewed by

AS-BUILT

BUILDING 5 AND 7

MWM ARCHITECTS, INC.
Architecture • Planning • Interior Design
2333 Harrison Street, Oakland, CA 94612
Tel. (510) 832-5242 FAX (510) 832-3022

CALIFORNIA STATE FIRE MARSHAL
APPROVED 3/9/92
APPROVAL OF THIS PLAN DOES NOT AUTHORIZE OR APPROVE ANY OMISSION OR DEVIATION FROM APPLICABLE REGULATIONS. FINAL APPROVAL IS SUBJECT TO FIELD INSPECTION. ONE SET OF APPROVED PLANS SHALL BE AVAILABLE ON THE PROJECT SITE AT THE TIME.
REVIEWED BY

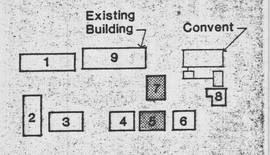

KEY PLAN

Date	Submitted for Construction 24 February 1992
Job No.	1-1841.50
Drawn	J.C.
Checked	
Approved for the owner	
Approved by the architect	

LICENSED ARCHITECT
JOHN LYNN ROWE
No. C-10158
31 MAY 1992
REGISTRAL DATE
STATE OF CALIFORNIA

No.	Revision	Date

PRESENTATION FACULTY HOUSING

NEW BUILDINGS
UNIVERSITY OF CALIFORNIA
BERKELEY

BUILDING 5 AND 7
EXTERIOR
ELEVATIONS

Sheet No.
A3.5

CAD: B7ELEPLOT:DEC 2/91

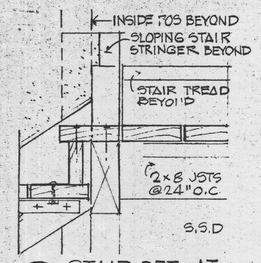

22 A4.1 STAIR DET. AT LANDING 1½"=1'-0"

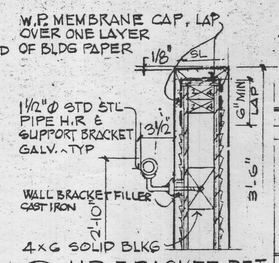

17 A4.1 H.R. BRACKET DET. 1½"=1'-0"

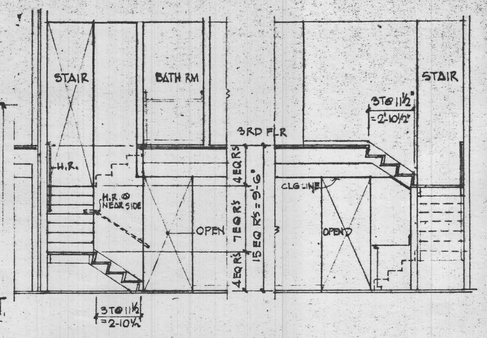

10 A4.1 STAIR SECT UNIT B

9 A4.1 STAIR SECT. UNIT B 1/4"=1'-0"

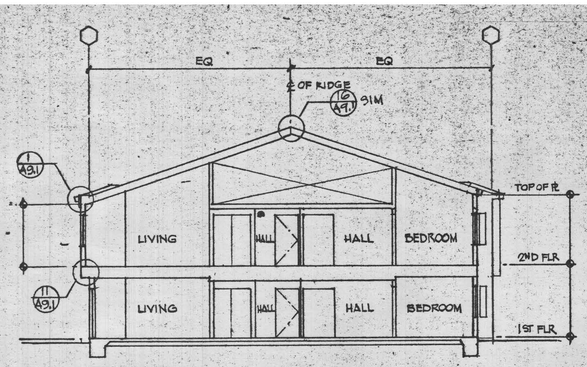

E A4.1 BLDGS 3,4,6 and 8 ~ SECT. THR UNITS E/E

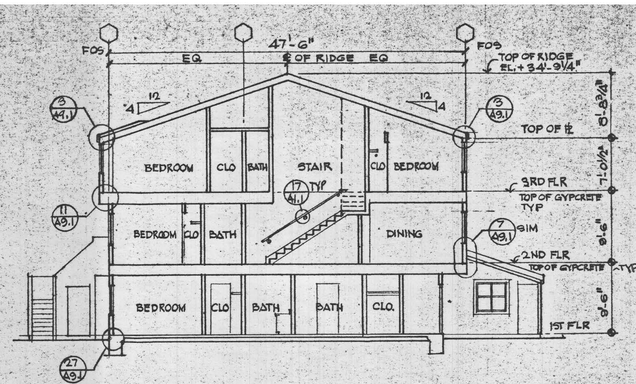

A A4.1 BLDGS 2,3,4,5,6,7 SECTION THRU UNITS A/D 1/8"=1'-0"

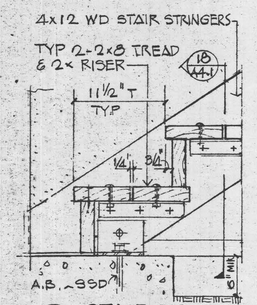

23 A4.1 STAIR TREAD & RISER 1½"=1'-0"
See RFI 63.0

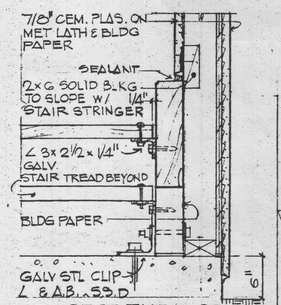

18 A4.1 SECT. THRU STAIR TREAD & STRINGER
See RFI 39.0 & 63.0
See RFI 126.0

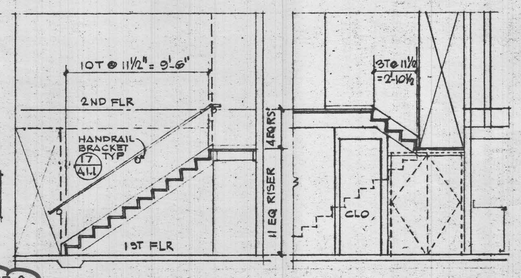

12 A4.1 STAIR SECT. UNIT MOD. UNIT A

11 A4.1 STAIR SECT. UNIT MOD. UNIT A

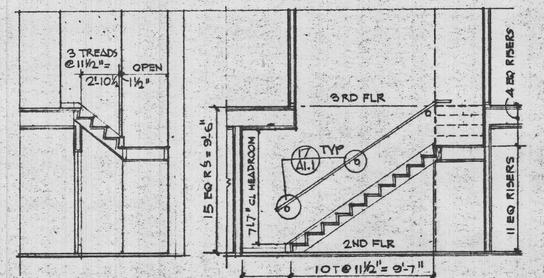

2 A4.1 STAIR SECT UNITS A/D

1 A4.1 STAIR SECT UNITS A/D 1/4"=1'-0"

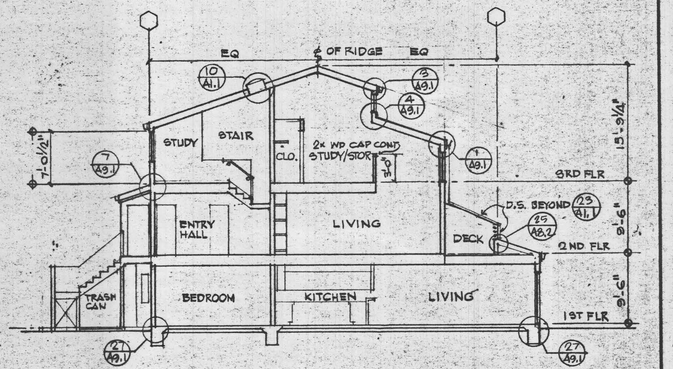

B A4.1 BLDGS 2,3,4,5,6,7 SECT. THRU UNITS A/D 1/8"=1'-0"

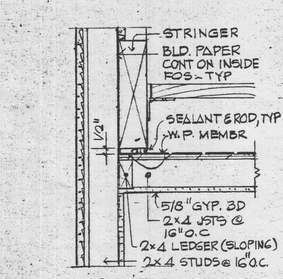

24 A4.1 STAIR SECT OVER STOR 1½"=1'-0"

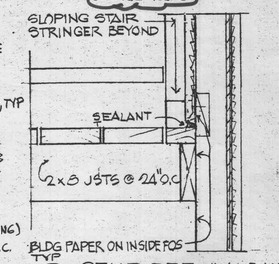

19 A4.1 STAIR DET @ LANDING 1½"=1'-0"

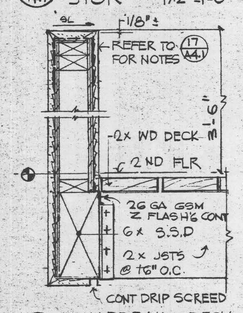

25 A4.1 GUARDRAIL @ DECK 1½"=1'-0"

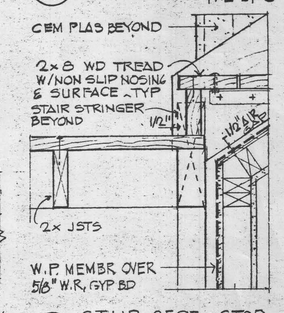

20 A4.1 STAIR SECT @ STOR 1½"=1'-0"

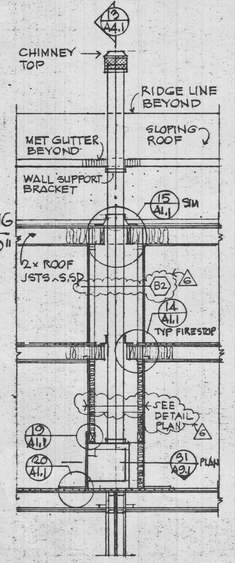

14 A4.1 SECT. @ F.P.

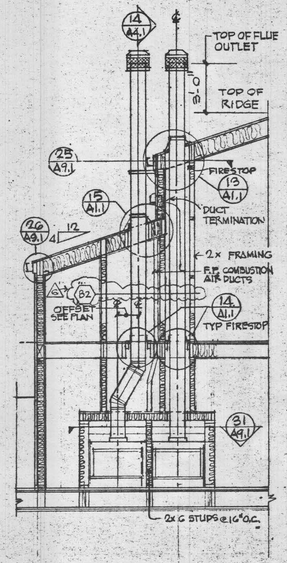

13 A4.1 SECT. @ F.P. 1/4"=1'-0"

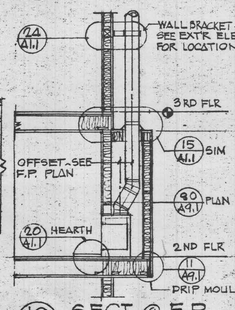

16 A4.1 SECT. @ F.P.

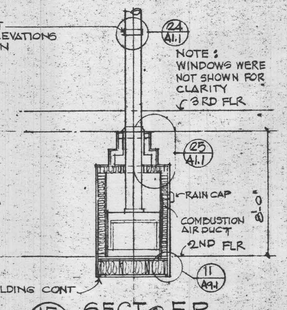

15 A4.1 SECT @ F.P. 1/4"=1'-0"

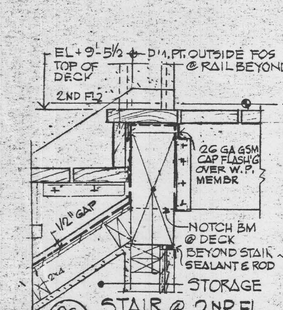

26 A4.1 STAIR @ 2ND FL LANDING 1½"=1'-0"

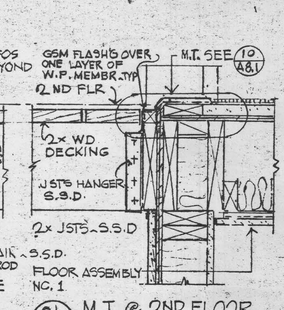

21 A4.1 M.T. @ 2ND FLOOR ENTRY DR 1½"=1'-0"

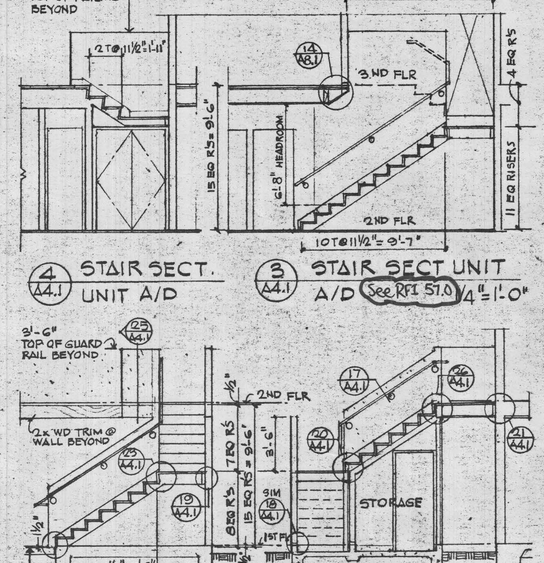

4 A4.1 STAIR SECT. UNIT A/D

3 A4.1 STAIR SECT UNIT A/D See RFI 51.0 1/4"=1'-0"

NOTE: TOP OF FIN. GRADE VARIES ~ SEE SITE & GRADING PLANS

6 A4.1 TYP EXT'R STAIR SECT. See RFI 63.0

5 A4.1 TYP EXT'R STAIR SECT See RFI 63.0 1/4"=1'-0"

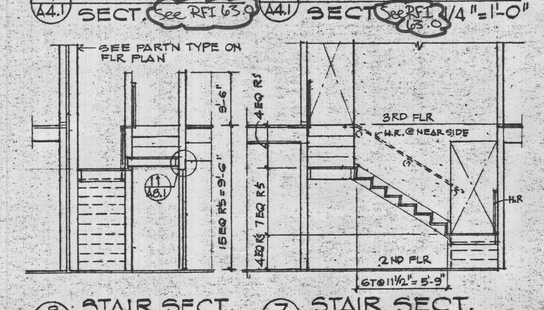

8 A4.1 STAIR SECT. UNITS B/C

7 A4.1 STAIR SECT. UNITS B/C

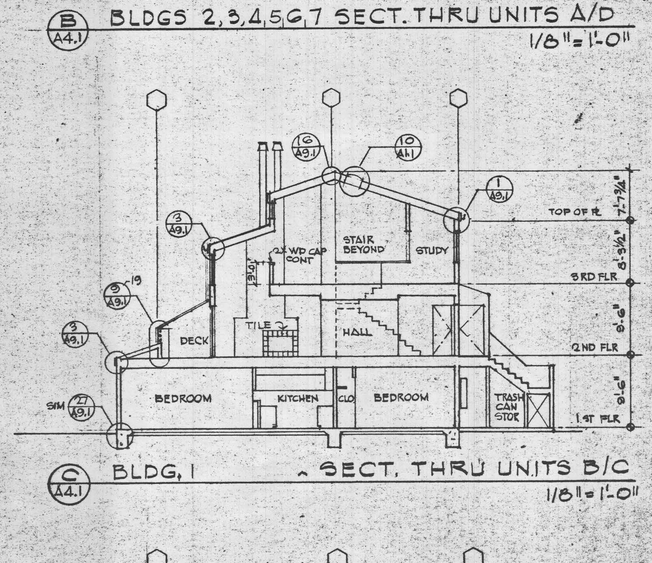

D A4.1 BLDG. 1 ~ SECT THRU UNITS B/C 1/8"=1'-0"

C A4.1 BLDG. 1 ~ SECT. THRU UNITS B/C 1/8"=1'-0"

MWM ARCHITECTS, INC.
Architecture • Planning • Interior Design
2333 Harrison Street, Oakland, CA 94612
Tel. (510) 832-5242 FAX (510) 832-3022

CALIFORNIA STATE FIRE MARSHAL
APPROVED 4/16/92

APPROVAL OF THIS PLAN DOES NOT AUTHORIZE OR APPROVE ANY VIOLATION OR DEVIATION FROM APPLICABLE REGULATIONS. FINAL APPROVAL IS SUBJECT TO FIELD INSPECTION. ONE SET OF APPROVED PLANS SHALL BE AVAILABLE ON THE PROJECT SITE AT THE TIME.

REVIEWED BY

Date Submitted for Construction 24 February 1992

Job No. 1-1841.50

Drawn CRI

Checked

Approved for the owner

Approved by the architect

LICENSED ARCHITECT — JOHN LYNN ROSE — No. C-10158 — 31 MAY 1993 — RENEWAL DATE — STATE OF CALIFORNIA

OFFICE OF THE STATE ARCHITECT ACCESS COMPLIANCE SECTION
APPLICATION NO. 4-19-92/SF
74351 JUL 29 '92
APPROVAL of this plan does not authorize or approve any omission or deviation from applicable regulations.
Reviewed by

No. Revision Date
COORDINATION PRINTING 27 JAN. 1992
6 REVISION 4 SEPT 1992

PRESENTATION FACULTY HOUSING

NEW BUILDINGS
UNIVERSITY OF CALIFORNIA
BERKELEY

BUILDING, STAIR AND CHIMNEY SECTIONS

Sheet No.

A4.1

AS-BUILT

Revised File Name: Presentation Faculty Housing - A1 BUNLD - Shelf#0000000 - Project 1101841.50 - Date 02-24-1992 - Title BLDG DIAGRAM AND DETAIL SHEET NUMBER

1. FOR ACCESSIBLE UNITS REFER TO 2/A5.1 AND 12/A5.1 FOR TYPICAL NOTES AND DIMENSIONS, FOR OTHER UNITS REFER TO 3/A5.1 AND 9/A5.1.
2. SEE (10/A8.2) (16/A8.2) (21/A8.2) FOR BLOCKING DETAILS TYP AT CABINETS, GRAB BARS, TOWEL BARS AND MEDICINE CABINETS.

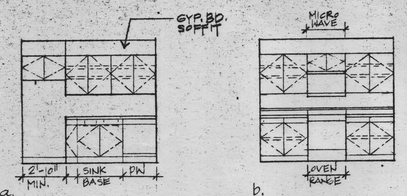

3/A5.1 UNIT B - SEE (5/—) FOR TYP. DIMS.
See RFI 69.0
1/4"=1'-0"

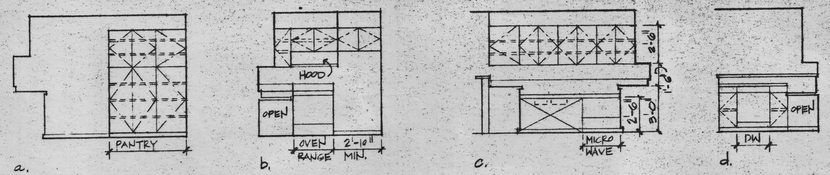

2/A5.1 UNIT A MODIFIED - DIMENSIONS SHOWN ARE TYPICAL FOR ACCESSIBLE UNITS
1/4"=1'-0"

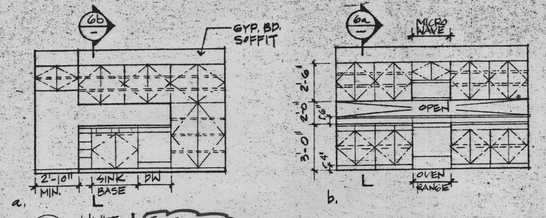

1/A5.1 UNIT A See RFI 67.0
1/4"=1'-0"

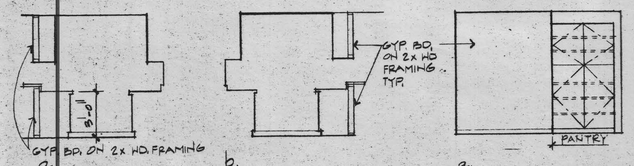

6/A5.1 TYPICAL SECTION I AND 3
1/4"=1'-0"

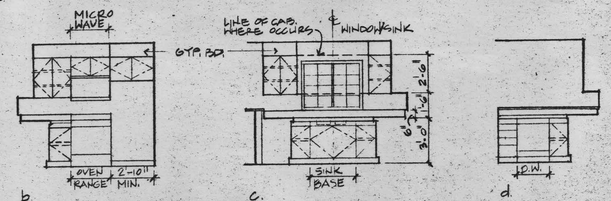

5/A5.1 UNIT C - DIMENSIONS SHOWN ARE TYPICAL U.O.N.
1/4"=1'-0"

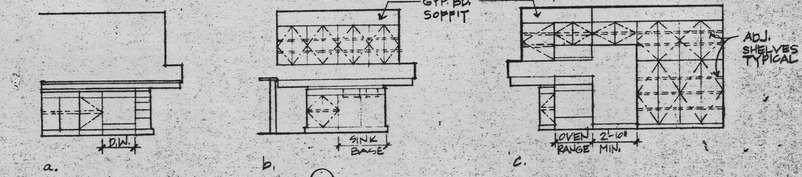

4/A5.1 UNIT B MODIFIED - SEE (—) FOR TYP DIMENSIONS
1/4"=1'-0"

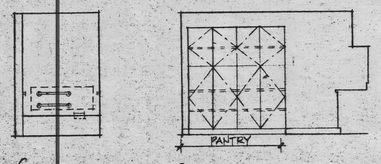

19/— TOILET 1, UNIT D/E
1/4"=1'-0"

8/— UNIT E/SECOND LEVEL
1/4"=1'-0"

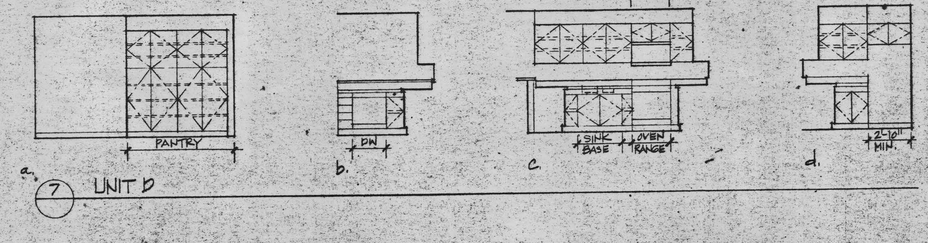

7/— UNIT D

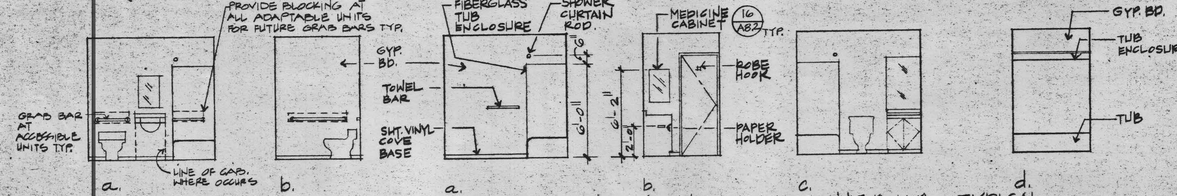

19/— TOILET 1, UNIT D AND UNIT E
ACCESSIBLE UNIT SHOWN

10/— TOILET 1, UNIT A, UNIT A-MODIFIED, UNIT B-MOD, -TYPICAL
1/4"=1'-0"

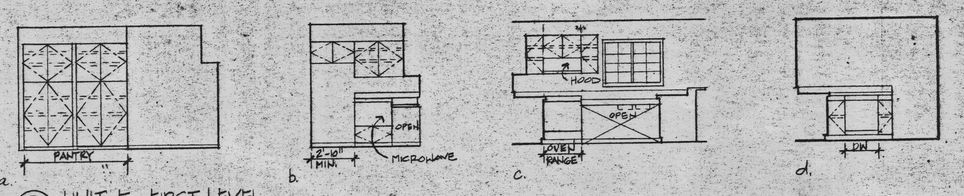

9/— UNIT E - FIRST LEVEL
1/4"=1'-0"

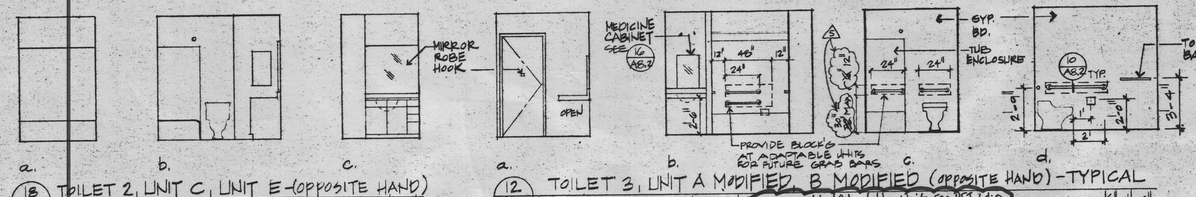

18/A5.1 TOILET 2, UNIT C, UNIT E-(OPPOSITE HAND)
1/4"=1'-0"

12/A5.1 TOILET 3, UNIT A MODIFIED, B MODIFIED (OPPOSITE HAND) - TYPICAL
ACCESSIBLE UNITS SHOWN All Accessible/Adaptable Units See RFI 61.0
1/4"=1'-0"

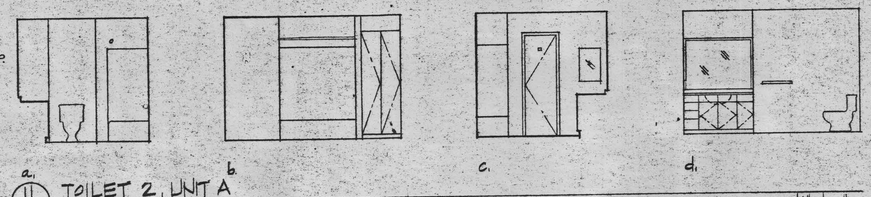

11/A5.1 TOILET 2, UNIT A
1/4"=1'-0"

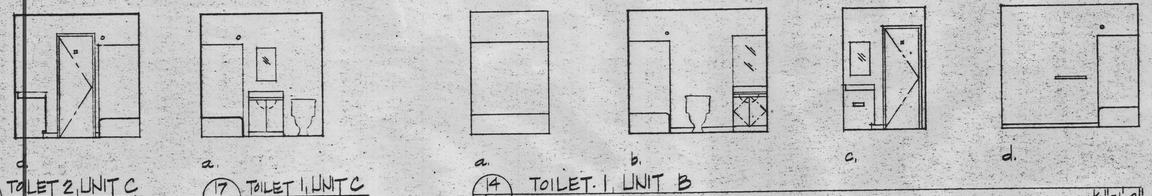

18/A5.1 TOILET 2, UNIT C
1/4"=1'-0"

17/A5.1 TOILET 1, UNIT C
1/4"=1'-0"
See RFI 9.0 for TOILET 1 LAYOUT

14/A5.1 TOILET 1, UNIT B

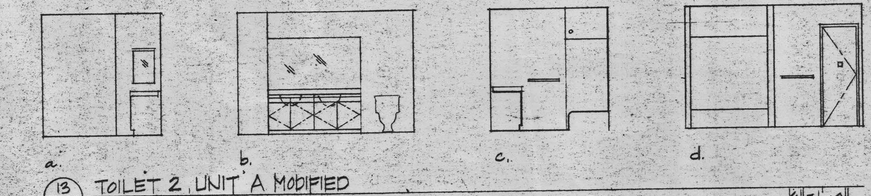

13/A5.1 TOILET 2, UNIT A MODIFIED
1/4"=1'-0"

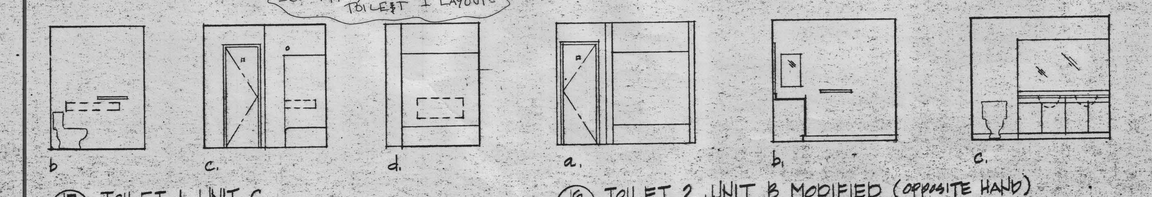

17/A5.1 TOILET 1, UNIT C
1/4"=1'-0"

16/A5.1 TOILET 2, UNIT B MODIFIED (OPPOSITE HAND)
1/4"=1'-0"

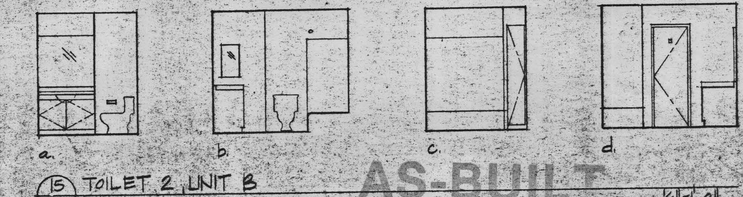

15/A5.1 TOILET 2, UNIT B
1/4"=1'-0"

AS-BUILT

Released File Name: Programmed Tuesday Drawings - All Sheets.DB - Release Number: 01184158 - Date/Time: 01/24/1995 - Title: [INTERIOR ELEVATIONS2b] - Plot: NNNN.pdf

MWM ARCHITECTS, INC.
Architecture · Planning · Interior Design
2333 Harrison, Oakland, California 94612
Tel (510) 832- 5242 Fax (510) 832-3022

CALIFORNIA STATE FIRE MARSHAL
APPROVED 7/31/92
APPROVAL OF THIS PLAN DOES NOT AUTHORIZE THE APPROVE ANY OMISSION OR DEVIATION FROM APPLICABLE REGULATIONS. FINAL APPROVAL IS SUBJECT TO FIELD INSPECTION. ONE SET OF APPROVED PLANS SHALL BE AVAILABLE ON THE PROJECT SITE AT THE TIME...
REVIEWED BY

Date	Submitted for Construction 24 February 1992
Job No.	1-1841.50
Drawn	
Checked	
Approved for the Owner	
Approved for the Architect	

REGISTERED ARCHITECT KEITH LYNN ROWE No. C-10158 31 MAY 1992 RENEWAL DATE STATE OF CALIFORNIA

No.	Revision	Date
5	REVISION	27 JULY 92

OFFICE OF THE STATE ARCHITECT
ACCESS COMPLIANCE SECTION
APPLICATION FILE NO. 92D 7435-1
APPROVED JUL 29 92
APPROVAL OF THIS PLAN DOES NOT AUTHORIZE AS APPROVE ANY OMISSION OR DEVIATION FROM APPLICABLE REGULATIONS.
Reviewed by

PRESENTATION FACULTY HOUSING

NEW BUILDINGS
UNIVERSITY OF CALIFORNIA
BERKELEY

INTERIOR ELEVATIONS

Sheet No.

A5.1

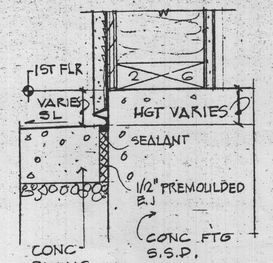

15 / A8.1 FNDN SCREED @ CONC PAVING 3" = 1'-0"

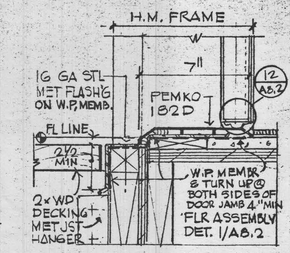

10 / A8.1 TYP. M.T. @ ENTRY DR - 2ND FL

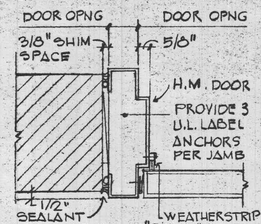

3 / A8.1 JAMB 3" = 1'-0"

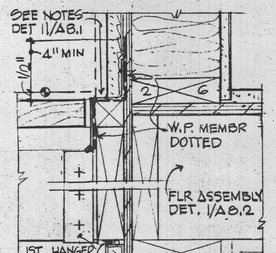

16 / A8.1 ENTRY DECK @ 2ND FLR 3" = 1'-0"

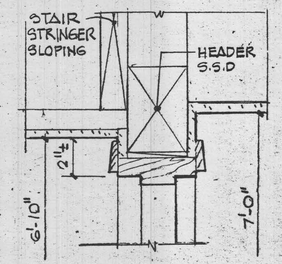

11 / A8.1 HEAD @ INTERIOR 3" = 1'-0"

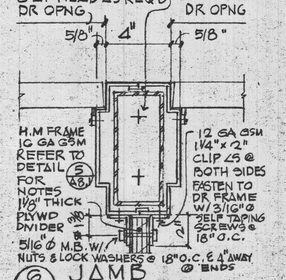

6 / A8.1 JAMB 3" = 1'-0"

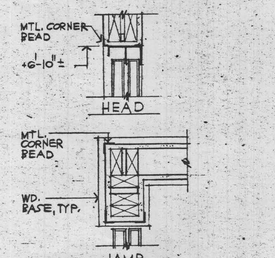

17 / A8.1 SLIDING CLOSET 3" = 1'-0"

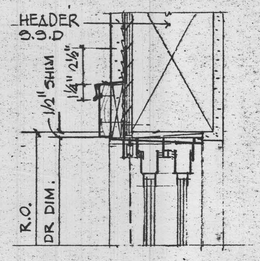

12 / A8.1 HEAD - JAMB SIM 3" = 1'-0"

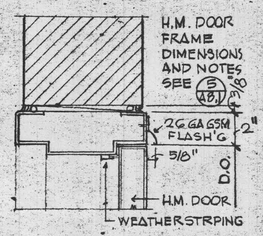

7 / A8.1 HEAD 3" = 1'-0"

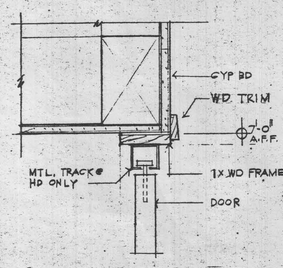

13 / A8.1 HEAD/JAMB SIM. TYP. BI-FOLD 3" = 1'-0"

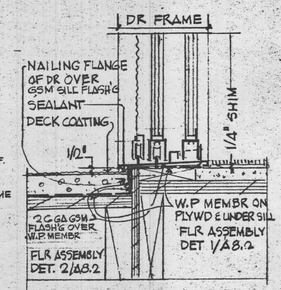

13 / A8.1 SILL - SLIDING DR 3" = 1'-0"

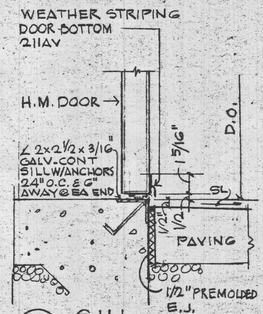

8 / A8.1 SILL 3" = 1'-0"

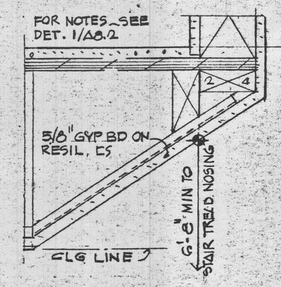

14 / A8.1 HEAD RM @ STAIR 3" = 1'-0"

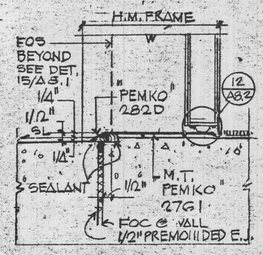

9 / A8.1 TYP. M.T. @ ENTRY DR - 1ST FL 3" = 1'-0"

DOOR STYLES

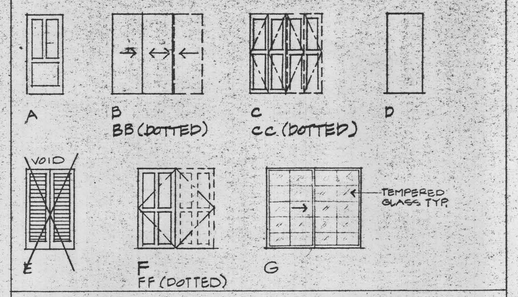

DOOR FRAME STYLES

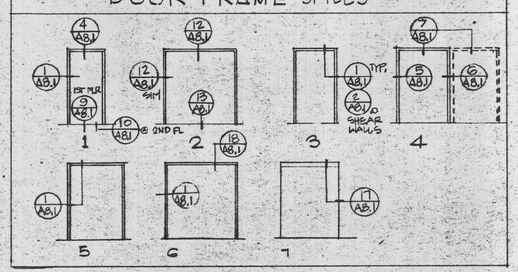

FINISH SCHEDULE

GROUP	FLOOR	BASE	WALL	CEILING	ROOM TYPE NAMES & NOTES
A	Sheet Vinyl Type 1	Vinyl Type 1	Gypsum Board/ Painted	Gypsum Board/ Painted	Kitchen
B	Sheet Vinyl Type 2	Vinyl Type 1 COVE	Gypsum Board/ Painted (water resistant)	Gypsum Board/ Painted	Toilet, janitor laundry
C	Carpet Type 1	Vinyl Type 2	Gypsum Board/ Painted	Gypsum Board/ Painted	Living/Dining; Bedroom, Closet, Entry, Storage
D	Carpet Type 2	Wood	Gypsum Board/ Painted	Gypsum Board/ Painted	Stairs, Corridors
E	Concrete/ painted	Vinyl Type 1	Gypsum Board/ Painted	Gypsum Board/ Painted	Mechanical, Electrical, Tenant Storage

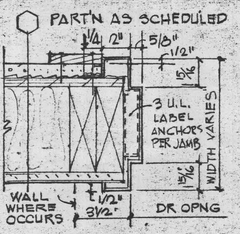

3 / A8.1 TYP JAMB @ EXT'R DRS 3" = 1'-0"

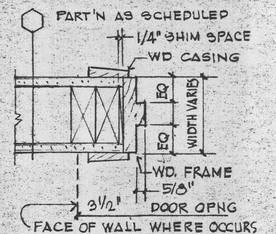

1 / A8.1 JAMB - HEAD SIM INTERIOR DRS 3" = 1'-0"

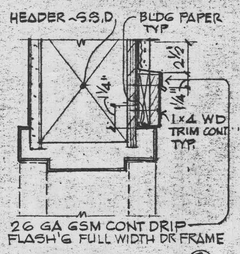

4 / A8.1 TYP. HEAD @ EXT'R DRS 3" = 1'-0"

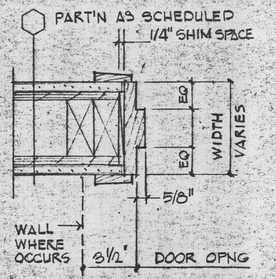

2 / A8.1 JAMB/HEAD SIM 3" = 1'-0"

DOOR SCHEDULE

Notes:
1) GENERAL REMARKS
A. Door number = room number
B. Thickness = 1-3/4" unless scheduled otherwise herein
C. Ratings in minutes of time
D. Hardware groupings in specifications
E. Doors are single leaf unless scheduled as pair herein

2) FACING LEGEND (SEE PICTORALS)
1=Aluminum
2=Steel
3=Metal clad (Spec. Metal)
4=Plastic Laminate
5=Plywood Veneer
6=Hardboard
7=Rail & stile
8= GLASS
9=
10=

3) FINISH LEGEND
P=Painted
S=Stained
C=Custom per specification

4) FRAME MATERIAL
HM=Hollow Metal
ALUM=Aluminum
STL=Steel
WD=Wood

NUMBER		DOOR				FRAME			ASSEMBLY		NOTES
		PAIR	STYLE/FACING NOTE 2	THICKNESS NOTE 1	FINISH NOTE 3	OPENING	STYLE/MATERIAL NOTE 4	FINISH NOTE 3	RATING NOTE 1	HARDWARE NOTE 1	
1			A/2	1 3/4"	P	3'-0"x6'-8"	1/HM	P	—	1, 4	NO THRESH. @ GAR.
2			F/6	1 3/8"	P	2'-10"x6'-8"	3/WD	P	—	2, 3	
3	•		F/6	1 3/8"	P	2'-6"x6'-8"	3/WD	P	—	2, 3	
4											NOT USED
5	•	BB			P	7'-6"x6'-8"	7/WD	P	—	13	
6			C/6	1 1/8"	P	3'-0"x6'-8"	6/WD	P	—	14	
7			C/6	1 1/8"	P	2'-0"x6'-8"	6/WD	P	—	14	
8			S			6'-0"x6'-8"	2/ALUM		—	—	HDWR. BY MFR.
9			C/6	1 1/8"	P	2'-8"x6'-8"	6/WD	P	—	14	
10	•		C/6	1 1/8"	P	5'-0"x6'-8"	6/WD	P	—	14	
11	•		C/6	1 1/8"	P	4'-0"x6'-8"	6/WD	P	—	14	
12											NOT USED
13			F/6	1 3/8"	P	3'-0"x6'-8"	3/WD	P	—	2, 3	
14			C/6	1 1/8"	P	5'-8"x6'-8"	6/WD	P	—	14	
15			C/6	1 1/8"	P	2'-6"x6'-8"	6/WD	P	—	14	
16	•	BB			P	6'-0"x6'-8"	7/WD	P	—	13	
17			D/2		P	3'-0"x6'-8"	4/HM	P	—	4	
18	•	FF	1 3/8"		P	4'-8"x6'-8"	5/WD	P	—	12	
19											NOT USED
20			B		P	6'-0"x6'-8"	7/WD	P	—	13	
21											NOT USED
22			B		P	4'-0"x6'-8"	7/WD	P	—	13	
23			B		P	2'-9"x6'-8"	7/WD	P	—	13	
24	•	BB			P	11'-0"x6'-8"	7/WD	P	—	13	
25	•	BB			P	9'-0"x6'-8"	7/WD	P	—	13	
26			B		P	4'-8"x6'-8"	7/WD	P	—	13	
27			B		P	11'x6'-8"	3/WD	P	—		
28			B		P	4'-6"x6'-8"	7/WD	P	—	13	
29			B		P	5'-3½"x6'-8"	7/WD	P	—	13	

SEE 29 / 31.0

WINDOW TYPES

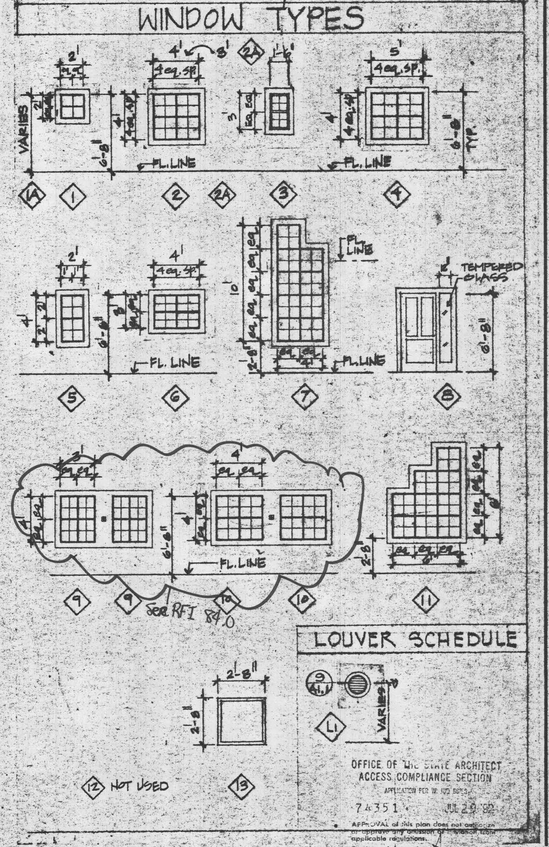

LOUVER SCHEDULE

OFFICE OF THE STATE ARCHITECT
ACCESS COMPLIANCE SECTION
APPLICATION FEE OF $25 RECD.
7A351 JUL 29 92
APPROVAL of this plan does not certify compliance with provisions of the State Code or other applicable regulations.
Reviewed by

CALIFORNIA STATE FIRE MARSHAL
APPROVED 6/19/92
APPROVAL OF THIS PLAN DOES NOT AUTHORIZE OR APPROVE ANY OMISSION OR DEVIATION FROM APPLICABLE REGULATIONS. FINAL APPROVAL IS SUBJECT TO FIELD INSPECTION. ONE SET OF APPROVED PLANS SHALL BE AVAILABLE ON THE PROJECT SITE AT THE TIME.
REVIEWED BY

MWWM
M.W.M ARCHITECTS, INC.
Architecture • Planning • Interior Design
2333 Harrison Street, Oakland, CA 94612
Tel. (510) 832-5242 FAX (510) 832-3022

Date Submitted for Construction 24 February 1992
Job No. 1-1841.50
Drawn GRI., N.H.
Checked
Approved for the owner
Approved by the architect

LICENSED ARCHITECT JOHN LYNN ROYAL No. C-10158 31 MAY 1993 RENEWAL DATE STATE OF CALIFORNIA

No.	Revision	Date
2	HARDWARE GROUPS	1 JUNE 1992

PRESENTATION FACULTY HOUSING

NEW BUILDINGS
UNIVERSITY OF CALIFORNIA
BERKELEY

DOOR AND WINDOW SCHEDULE
AS-BUILT

Sheet No.

A8.1

Revised File Name: Presentation Faculty Housing - AE 01NL15; - Sht# 00000A8F - Project: 91184150 - Date: 02-24-1992 - File: DOOR AND WINDOW SCHEDULE - Host: NNSN.pdf

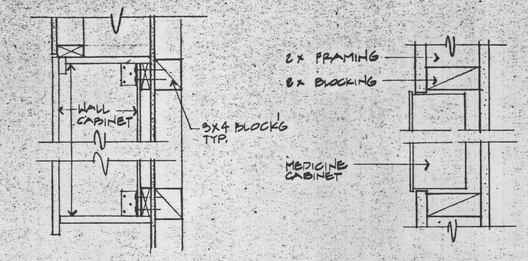

21 A8.2 CABINET BLOCKING 1½"=1'-0"

16 A8.2 MEDICINE CABINET 3"=1'-0"

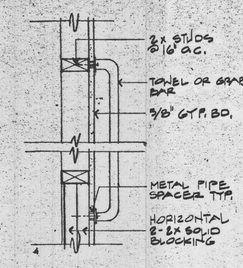

10 A8.2 TOWEL OR GRAB BAR 1½"=1'-0"

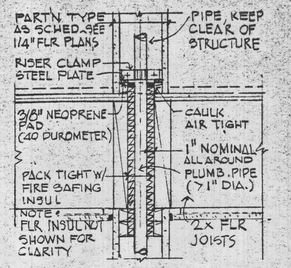

5 A8.2 TYP. ACOUS. TREATMENT OF PLUMB PIPES >1"

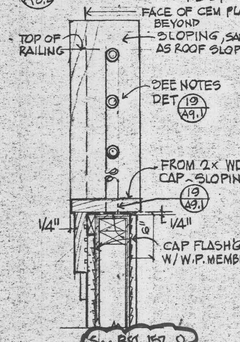

22 A8.2 SECT @ DECK RAIL 1½"=1'-0"

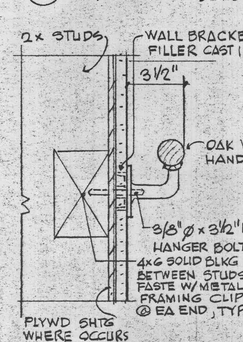

17 A8.2 HANDRAIL & WALL BRACKET 3"=1'-0"

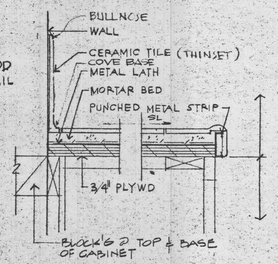

11 A8.2 KITCHEN C'TRTOP 3" = 1'-0"

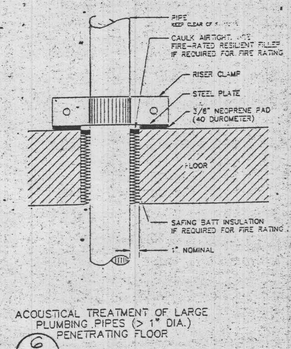

ACOUSTICAL TREATMENT OF LARGE PLUMBING PIPES (> 1" DIA.) PENETRATING FLOOR

6 A9.2 NO SCALE

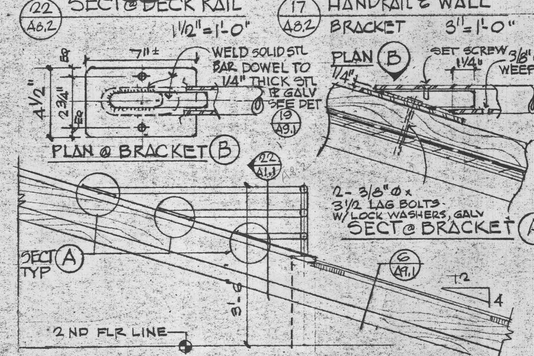

23 A8.2 PARTIAL ELEV. MET. PIPE RAILING @ 2ND FLR DECK 3/4"=1'-0"

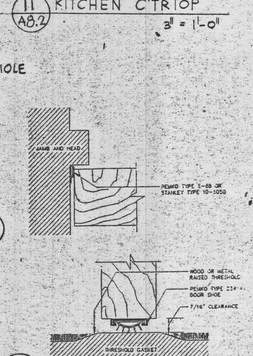

12 A8.2 SOLID-CORE WOOD DOOR WITH COMPOSITE SEALS NO SCALE

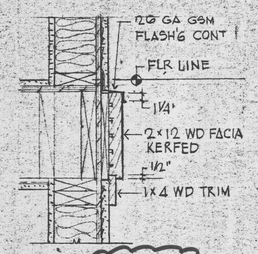

24 A8.2 WOOD FASCIA & MET FLASH'G 1½"=1'-0"

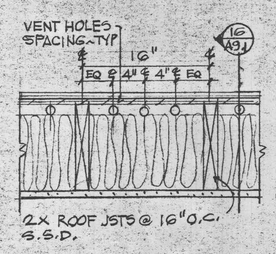

18 A8.2 VENT HOLES @ ROOF RIDGE 1½"=1'-0"

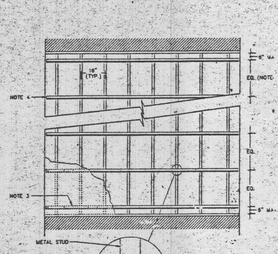

INSTALLATION GUIDE FOR USG RC-1 RESILIENT CHANNEL

13 A8.2 NO SCALE

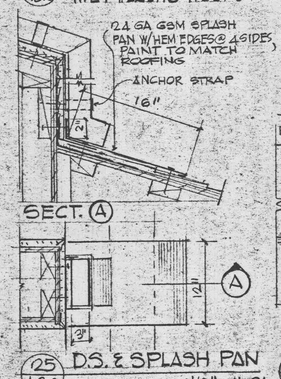

25 A8.2 D.S. & SPLASH PAN 1½"=1'-0"

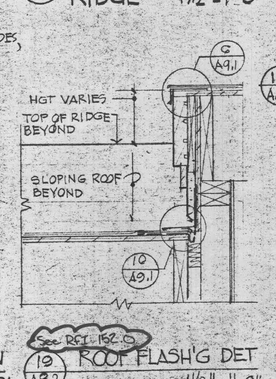

19 A8.2 ROOF FLASH'G DET 1½"=1'-0"

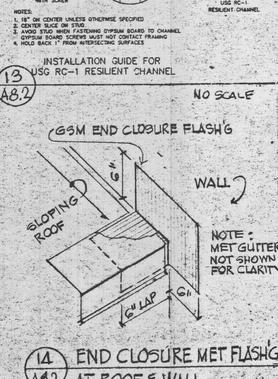

14 A8.2 END CLOSURE MET FLASH'G AT ROOF & WALL

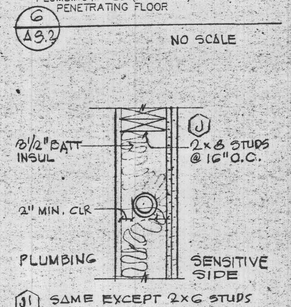

J1 SAME EXCEPT 2x6 STUDS

7 A8.2 PARTN. TYPE J NO SCALE

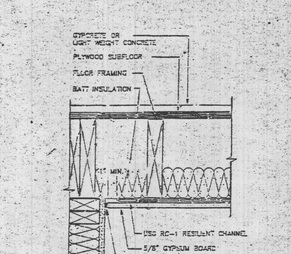

RESILIENT CHANNEL CONSTRUCTION FLOOR/PARTITION INTERSECTION

8 A8.2 NO SCALE

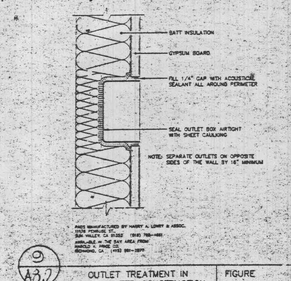

9 A9.7 OUTLET TREATMENT IN SOUND-RATED CONSTRUCTION FIGURE 11.

PARTITION TYPE

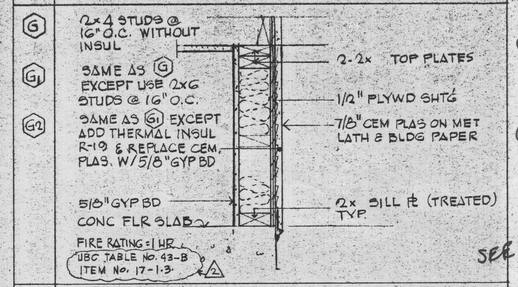

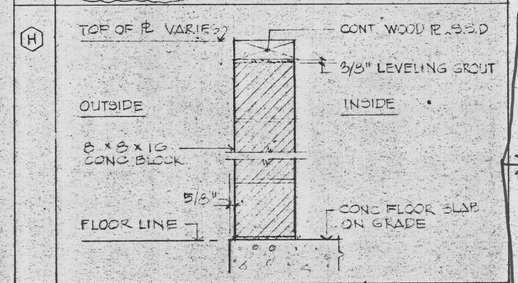

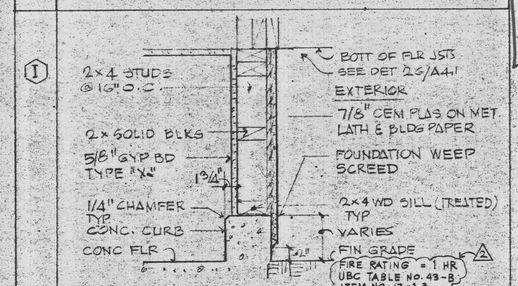

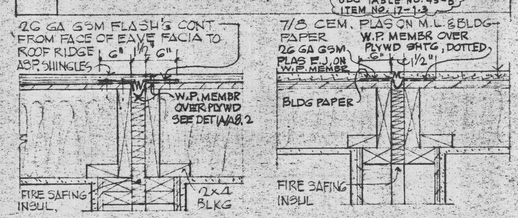

3A A8.2 PARTY WALL FIRE STOP @ ROOF

1A A8.2 PLAN-SECT OF PARTY WALL FIRESTOP

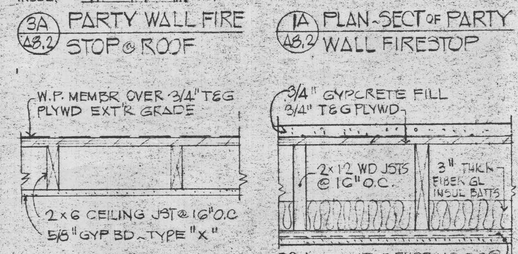

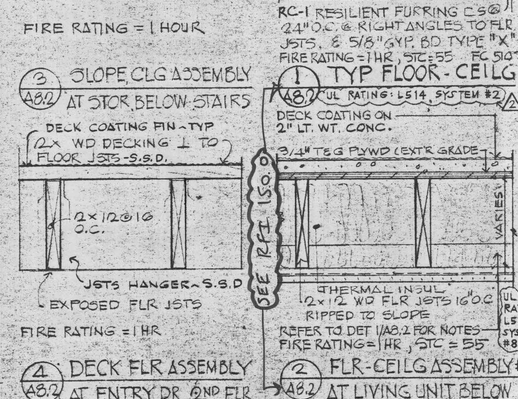

PARTITION TYPE

TYPE X WATER RESISTANT GYPBOARD AT WET LOCATIONS (BATHROOM, KITCHEN, ETC.) TYP.

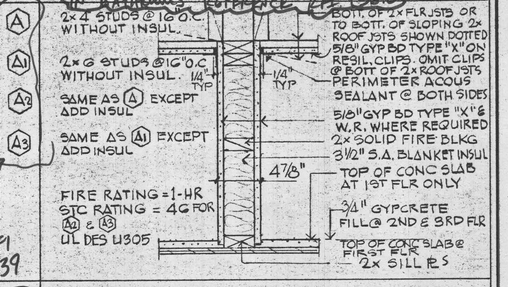

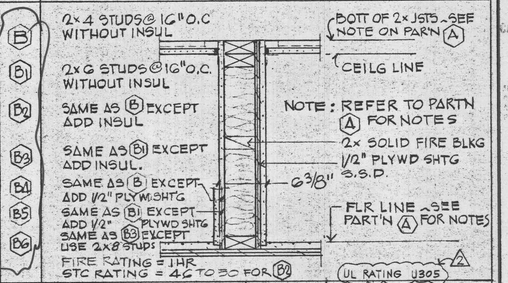

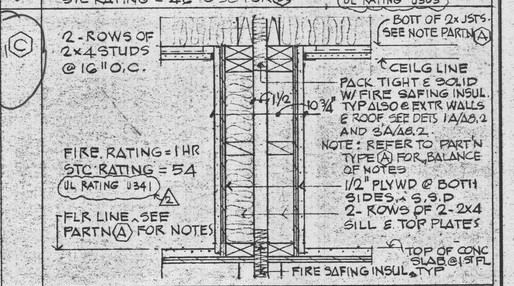

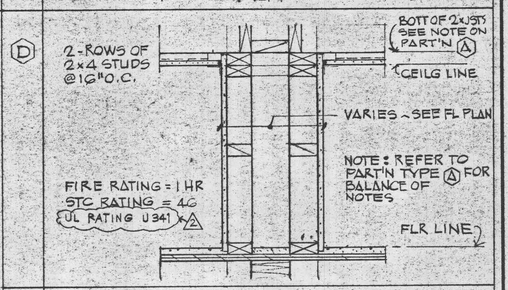

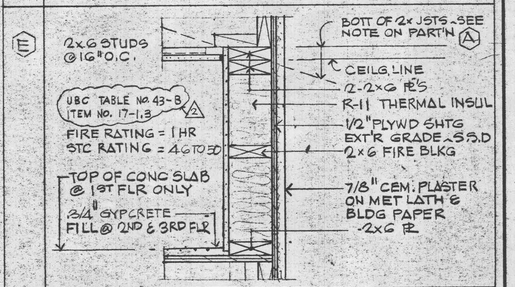

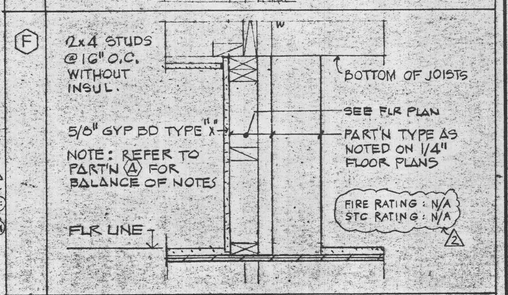

MWMM ARCHITECTS, INC
Architecture · Planning · Interior Design
2333 Harrison, Oakland, California 94612
Tel (510) 832-5242 Fax (510) 832-3022

CALIFORNIA STATE FIRE MARSHAL
APPROVED 3/12/92
APPROVAL OF THIS PLAN DOES NOT AUTHORIZE OR APPROVE ANY VIOLATION OR DEVIATION FROM APPLICABLE REGULATIONS. FINAL APPROVAL IS SUBJECT TO FIELD INSPECTION. ONE SET OF APPROVED PLANS SHALL BE AVAILABLE ON THE PROJECT SITE AT THE TIME.
REVIEWED BY

Date	Submitted for Construction 24 February 1992
Job No.	1-1841.50
Drawn	J.C.
Checked	
Approved for the Owner	
Approved for the Architect	

LICENSED ARCHITECT JOHN LYNN MWMM No. C-10158 31 MAY 1992 RENEWAL DATE STATE OF CALIFORNIA

No.	Revision	Date
2	REVISION	1 JUNE 1992

COORDINATION PRINTING 27 JAN. 1992

OFFICE OF THE STATE ARCHITECT ACCESS COMPLIANCE SECTION APPROVED PER U.B.C. SECTION 7435.1 JUL 29 '92
APPROVAL of this plan does not authorize or approve any violation or deviation from applicable regulations.
Reviewed by

PRESENTATION FACULTY HOUSING

NEW BUILDINGS
UNIVERSITY OF CALIFORNIA
BERKELEY

PARTITION TYPES AND DETAILS

Sheet No.
A8.2

AS-BUILT

Autodesk Release 12 (c) 1992 by Autodesk, Inc. Phone (415)332-2344 Serial Number 167-150000

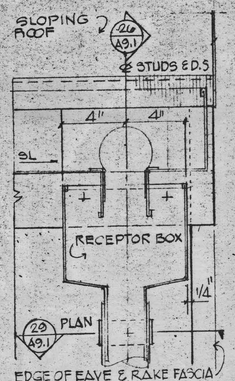

28 A9.1 MET. GUTTER & D.S. 3"=1'-0"

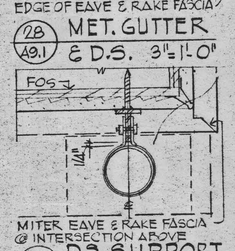

29 A9.1 D.S. SUPPORT BRACKET

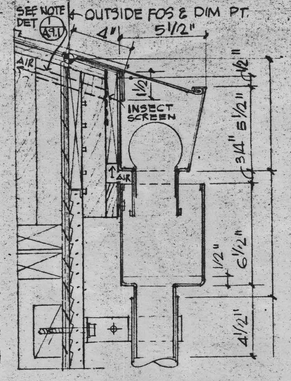

26 A9.1 MET. GUTTER & D.S. BRACKET 3"=1'-0"

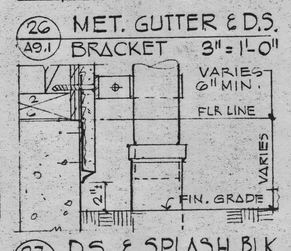

27 A9.1 D.S. & SPLASH BLK 3"=1'-0"

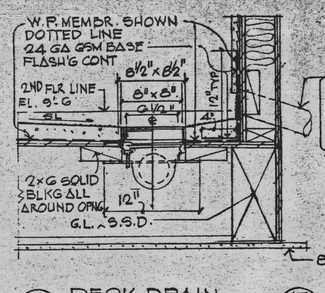

21 A9.1 DECK DRAIN 1 1/2"=1'-0"

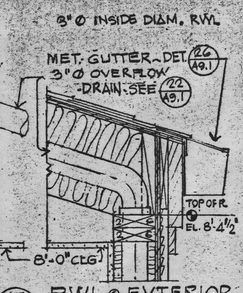

17 A9.1 RWL @ EXTERIOR WALL 1 1/2"=1'-0"

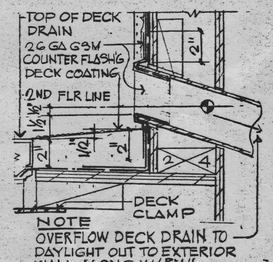

22 A9.1 OVERFLOW AT DECK 3"=1'-0"
See RFI 177.0

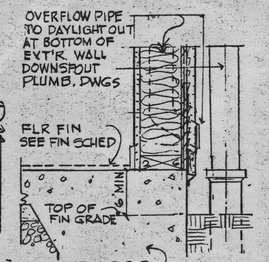

18 A9.1 RWL @ EXTERIOR WALL 1 1/2"=1'-0"

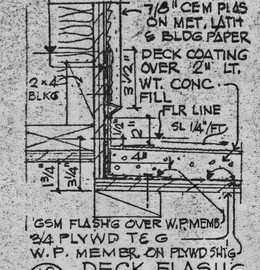

12 A9.1 DECK FLASH'G 3"=1'-0"

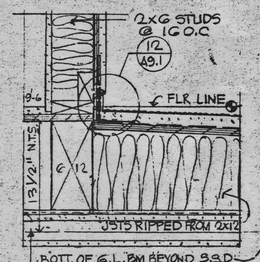

13 A9.1 DECK FLASH'G 1 1/2"=1'-0"
See RFI 45.0

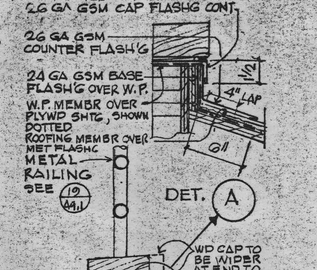

9 A9.1 DECK RAILING & FLASH'G 1 1/2"=1'-0"
See RFI 45.0 & 233.0

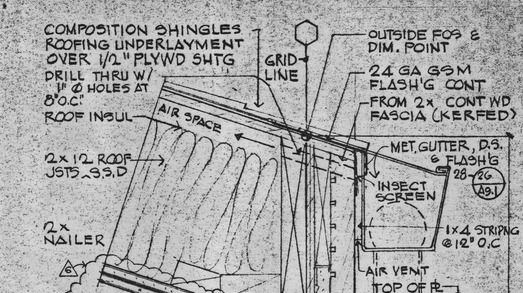

1 A9.1 TYP. EAVE & HEAD DET
2 A9.1 WINDOW SILL / JAMB SIM. 3"=1'-0"

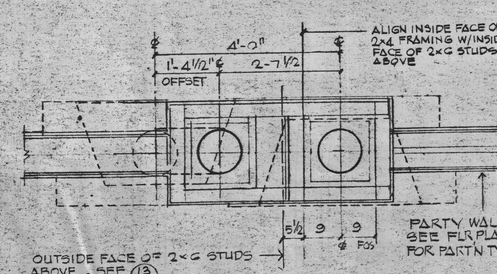

30 A9.1 PLAN OF F.P. @ EXTERIOR WALL 3/4"=1'-0"

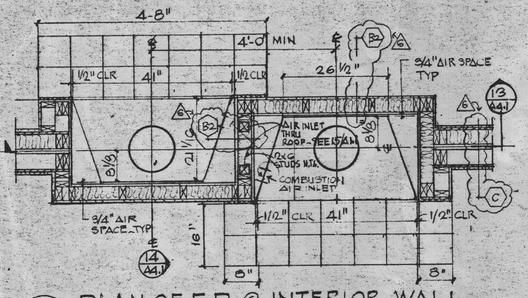

31 A9.1 PLAN OF F.P. @ INTERIOR WALL 3/4"=1'-0"

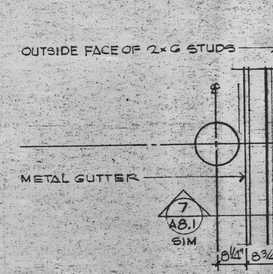

23 A9.1 SECT. ~ ELEV. MET. PIPE RAIL 3"=1'-0"

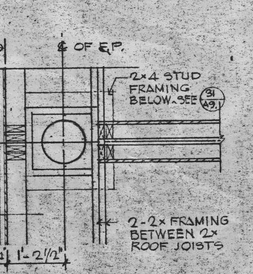

19 A9.1

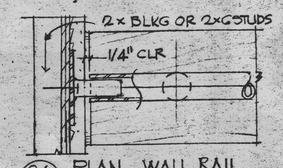

24 A9.1 PLAN ~ WALL RAIL ANCHOR 3"=1'-0"

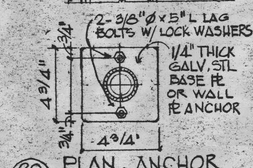

20 A9.1 PLAN ~ ANCHOR BASE PL 3"=1'-0"

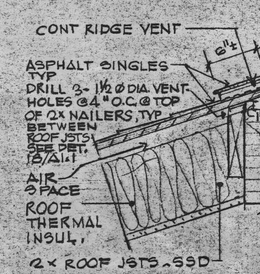

14 A9.1 SECT.-ELEV. @ ROOF & WALL FLASHG

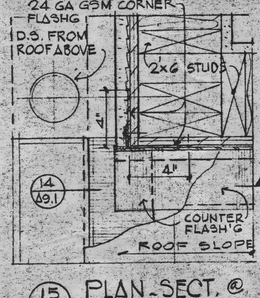

15 A9.1 PLAN ~ SECT. @ ROOF & WALL FLASHG

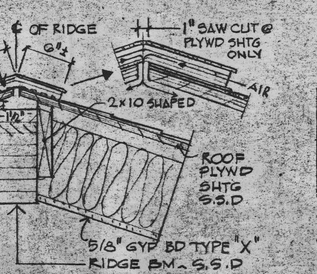

10 A9.1 SECT @ ROOF AND WALL FLASH'G 3"=1'-0"

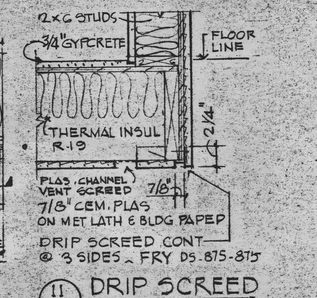

11 A9.1 DRIP SCREED @ SOFFIT 1 1/2"=1'-0"

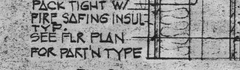

6 A9.1 TYP RAKE 1 1/2"=1'-0"

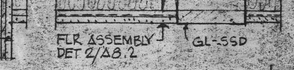

3 A9.1 EAVE DET. See RFI 450 1 1/2"=1'-0"

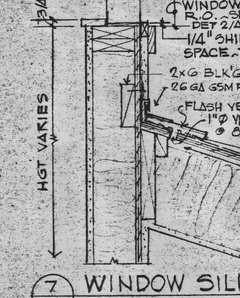

7 A9.1 WINDOW SILL & ROOF FLASH'G

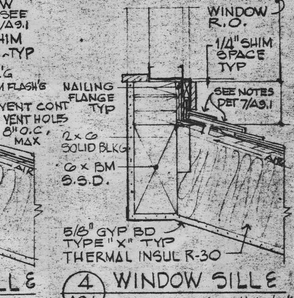

4 A9.1 WINDOW SILL & FLASH'G 1 1/2"=1'-0"

32 A9.1 PLAN ~ SECT. OF F.P. CHIMNEY 3/4"=1'-0"

25 A9.1 PLAN ~ SECT. OF F.P. CHIMNEY @ ROOF 3/4"=1'-0"

16 A9.1 TYPICAL RIDGE VENT 1 1/2"=1'-0"

8 A9.1 DECK & SCREEN WALL FLASHG 1 1/2"=1'-0"

5 A9.1 DECK FLASHG 1 1/2"=1'-0"

MWM ARCHITECTS, INC
Architecture · Planning · Interior Design
2333 Harrison, Oakland, California 94612
Tel (510) 832-5242 Fax (510) 832-3022

CALIFORNIA STATE FIRE MARSHAL
APPROVED 1/19/92

APPROVAL OF THIS PLAN DOES NOT AUTHORIZE OR APPROVE ANY VIOLATION OR DEVIATION FROM APPLICABLE REGULATIONS. FINAL APPROVAL IS SUBJECT TO FIELD INSPECTION. ONE SET OF APPROVED PLANS SHALL BE AVAILABLE ON THE PROJECT SITE AT THE TIME.

REVIEWED BY

Date Submitted for Construction 24 February 1992
Job No. 1-184150
Drawn J.C.
Checked
Approved for the Owner

Approved for the Architect

REGISTERED ARCHITECT JOHN CHRISTOPHER LYNN No. C-10158 31 May 1995 STATE OF CALIFORNIA

No.	Revision	Date
	COORDINATION PRINTING 27 JAN. 1992	
6	REVISION 4 SEPT 1992	

OFFICE OF THE STATE ARCHITECT ACCESS COMPLIANCE SECTION
Application No. 7-351 Date 4/29/92
Approval of this plan does not authorize or approve any violation or deviation from applicable regulations.
Reviewed by

PRESENTATION FACULTY HOUSING

UNIVERSITY OF CALIFORNIA BERKELEY

ROOF AND EXTERIOR DETAILS

Sheet No.
AS BUILT
A9.1

GENERAL NOTES

1. BUILDING DIMENSIONS ARE TO FACE OF STUD, TYP.
2. ORIENTATION OF BUILDINGS 1 THRU 8 TO BE PERPENDICULAR AND PARALLEL TO THE BEARING N 4° 35' 00" W
3. PROPERTY LINE BEARINGS AND DISTANCES PER SURVEY PERFORMED BY W. R. COOTS, L.S. 4518, MAY 1990.

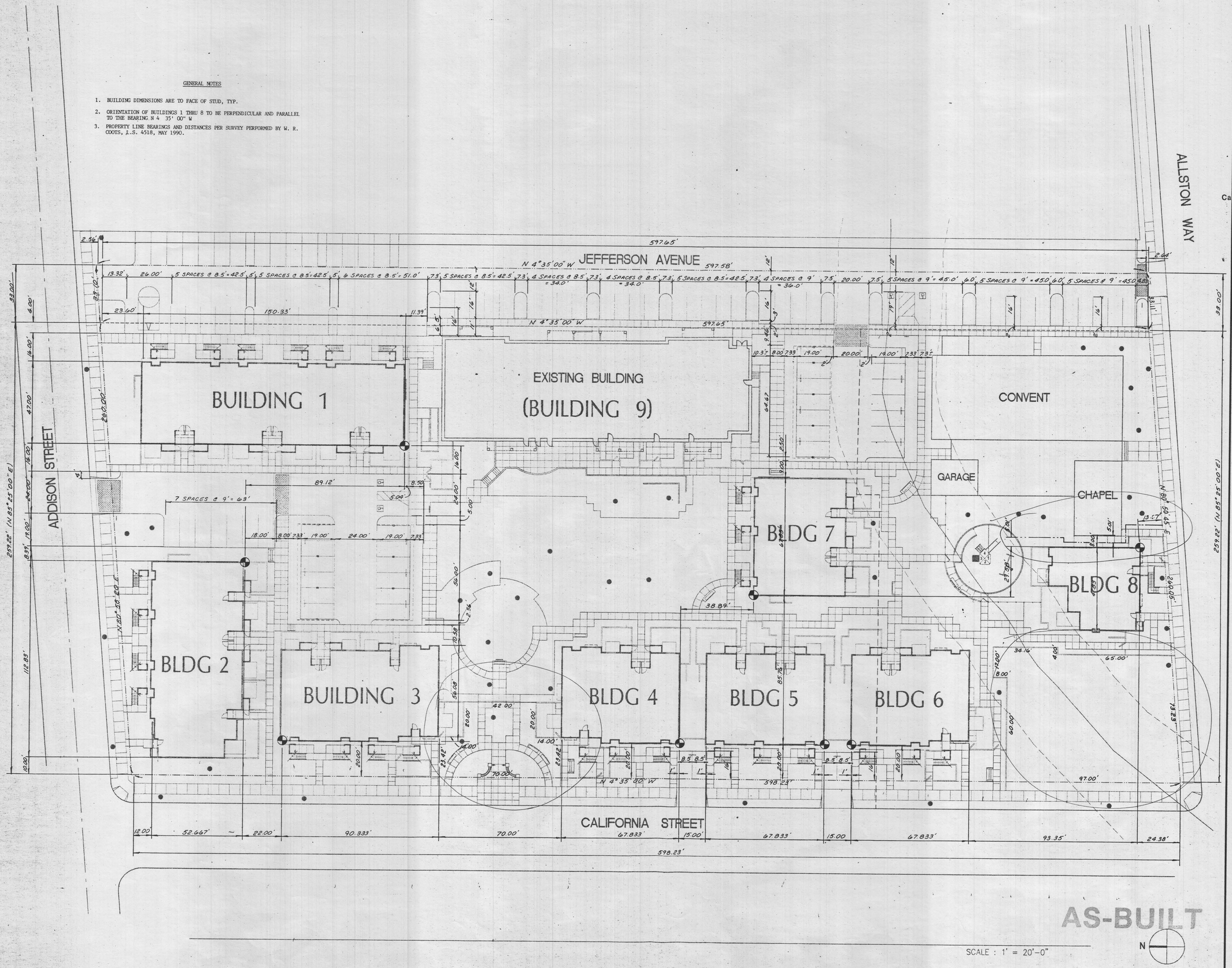

MWM ARCHITECTS, INC.
Architecture · Planning · Interior Design
2333 Harrison, Oakland, California 94612
Tel (510) 832- 5242 Fax (510) 832-3022

KISTER SAVIO & REI, INC.
LAND SURVEYORS CIVIL ENGINEERS
3095 RICHMOND PARKWY SUITE 214
RICHMOND, CALIFORNIA 94806
(510) 222-4020 FAX:(510)222-3718

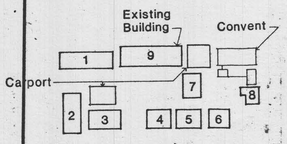

KEY PLAN

Date

Job No. 1-1841.50

Drawn

Checked

Approved for the Owner

Approved for the Architect

MICHAEL P. REI
RCE 13810
EXP 3-31-93

No.	Revision	Date
	COORDINATION PRINTING	27 JAN. 1992
1	SITE REVISIONS	20 MAY 1992
	RE-ISSUE W/ 1	

PRESENTATION FACULTY HOUSING

NEW BUILDINGS
UNIVERSITY OF CALIFORNIA
BERKELEY

HORIZONTAL LAYOUT

Sheet No.
C1.0

D:\Project File Team\Book_2\1723_1-4\TEXCNet — CN_1.0000000000 1841.50\ELEVATIONS\ELEVATIONS.pdf
Revit File Name: Presentation Faculty Housing - All BUNDLE - Sheet 00000C10 - Project 01184150 - Date 05-24-1992 - Title HORIZONTALLAYOUT0000 - Floor NNNN.pdf
PLOT: JUNE 19/92

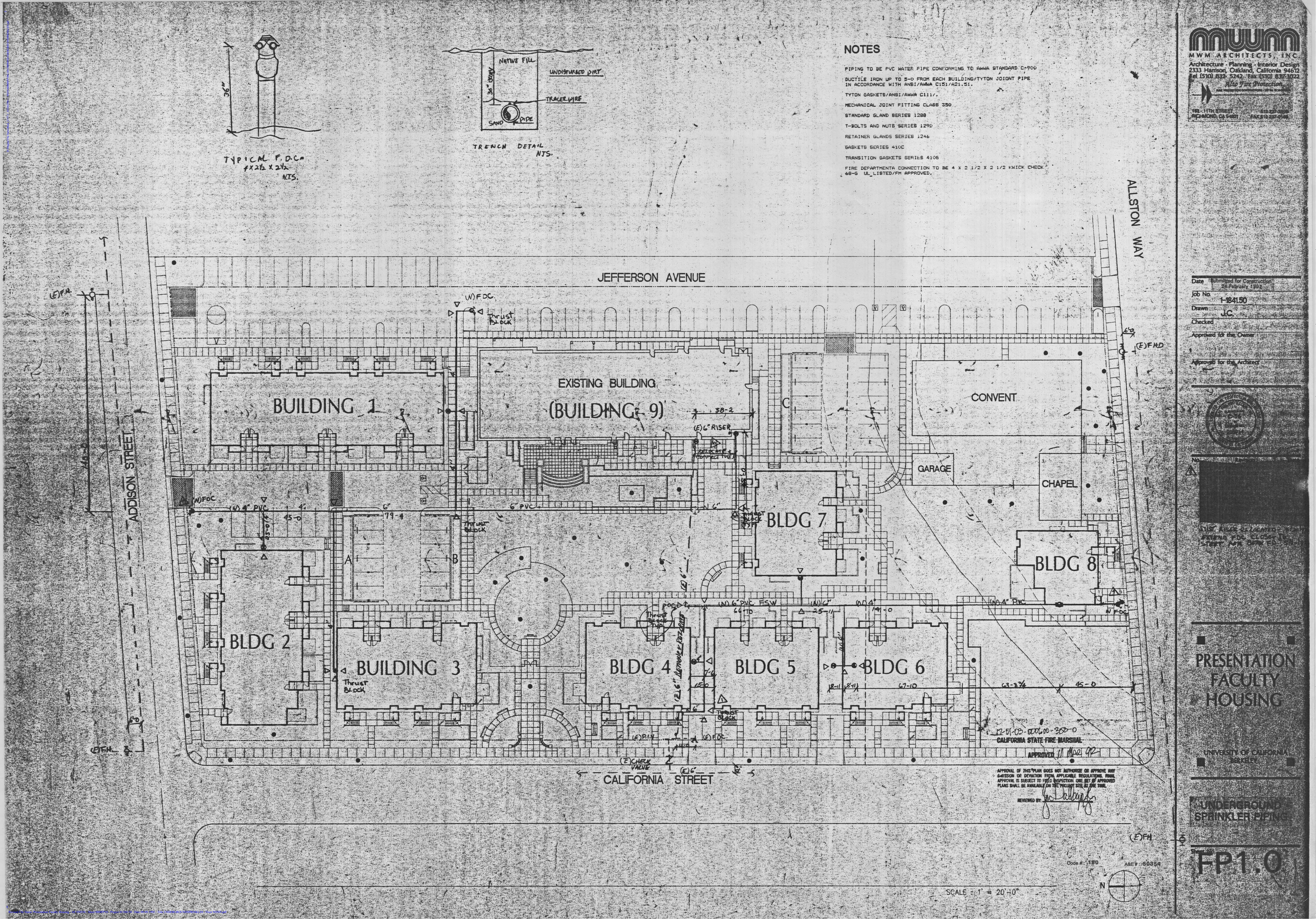

TYPICAL F.D.C.
4X2½ X 2½
N.T.S.
NATIVE FILL
UNDISTURBED DIRT
TRACER WIRE
SAND
PIPE
TRENCH DETAIL
NTS.
NOTES
PIPING TO BE PVC WATER PIPE CONFORMING TO AWWA STANDARD C-900
DUCTILE IRON UP TO 5-0 FROM EACH BUILDING/TYTON JOIONT PIPE IN ACCORDANCE WITH ANSI/AWWA C151/A21.51.
TYTON GASKETS/ANSI/AWWA C111/.
MECHANICAL JOINT FITTING CLASS 350
STANDARD GLAND SERIES 1288
T-BOLTS AND NUTS SERIES 1290
RETAINER GLANDS SERIES 1246
GASKETS SERIES 410C
TRANSITION GASKETS SERIES 410S
FIRE DEPARTMENTA CONNECTION TO BE 4 X 2 1/2 X 2 1/2 KWICK CHECK 68-G UL_LISTED/FM APPROVED.
ALLSTON WAY
JEFFERSON AVENUE
ADDISON STREET
CALIFORNIA STREET
BUILDING 1
EXISTING BUILDING
(BUILDING 9)
CONVENT
GARAGE
CHAPEL
BLDG 7
BLDG 8
BLDG 2
BUILDING 3
BLDG 4
BLDG 5
BLDG 6
Thrust Block
(E)F.H.
(E)F.H.D.
(E)F.H.
(E)F.D.C.
(E)CHECK VALVE
(E)P.I.V.
(E)6" RISER
(N)F.D.C.
(N)4" PVC
6" PVC
(N)6" PVC FSW
(N)4" PVC
CALIFORNIA STATE FIRE MARSHAL
APPROVED 11 Mar 92
APPROVAL OF THIS PLAN DOES NOT AUTHORIZE OR APPROVE ANY OMISSION OR DEVIATION FROM APPLICABLE REGULATIONS. FINAL APPROVAL IS SUBJECT TO FIELD INSPECTION. ONE SET OF APPROVED PLANS SHALL BE AVAILABLE ON THE PROJECT SITE AT ONE TIME.
REVIEWED BY:
Code #: 180
A&E #: 50354
SCALE: 1" = 20'-0"
N
MWM ARCHITECTS, INC.
Architecture · Planning · Interior Design
2333 Harrison, Oakland, California 94612
Tel (510) 832-5242 Fax (510) 832-3022
Also Fire Protection
163 - 11TH STREET
RICHMOND, CA 94801
Date Submitted for Construction 24 February 1992
Job No. 1-184150
Drawn J.C.
Checked
Approved for the Owner
Approved for the Architect
PRESENTATION FACULTY HOUSING
UNIVERSITY OF CALIFORNIA BERKELEY
UNDERGROUND SPRINKLER PIPING
FP1.0

D:\Project File Team\Work_2\1772 - 4\TOpo2w - - (NO_SUBMARKER) \ NO_SUBMARKER \ TOPOGRAPHY\ TOPOGRAPHY.dwg

LEGEND

( )	RECORD DATA PER CITY OF BERKELEY
	HYDRANT
	CATCH BASIN
L.H.	LAMP HOLE
C.O.	CLEAN OUT
	WATER VALVE
	GAS VALVE
	JOINT POLE
G	GRAVEL
A	ASPHALT
C	CONCRETE
P	PLANTS & SHRUBS
U	UNCULTIVATED
d	DEPTH TO TOP OF PIPE

SCALE 1" = 20'

BOUNDARY NOTE:

THE BOUNDARY SHOWN HEREON IS PER DATA DERIVED FROM A PRELIMINARY PARCEL MAP PREPARED BY BATES & BAILEY - LAND SURVEYORS - BERKELEY, CA.

PREPARED BY:

W.R. COOTS - R.L.S. 4518
427 NORTH OAK ST. - UKIAH CA. 95482
PH: 707-462-5669

dU T downUnder Technologies
Specializing in utility locating
21454 Oak St., Suite A
Castro Valley, Calif. 94546
(415) 881-5904

UTILITY LEGEND

—W—	WATER
—G—	GAS
—T—	TELEPHONE
—E—	ELECTRIC
—UN—	UNIDENTIFIED
——→	SANITARY SEWER
——→	STORM DRAIN
NL	NOT LOCATED, APROXIMATE AREA
CL	CLAY
S	STEEL

NOTES

1. VERTICAL DATUM PER CITY OF BERKELEY MONUMENT PIN AT ADDISON ST. AND McGEE ST. - ELEV. = 131.35.

2. THIS MAP REPRESENTS SURFACE FEATURES WHICH WERE READILY DISCERNABLE AT THE TIME OF THE SURVEY. ANY UNDERGROUND UTILITY LOCATIONS SHOULD BE VERIFIED BY PREVIOUS MAPS, EXCAVATION OR OTHER MEANS.

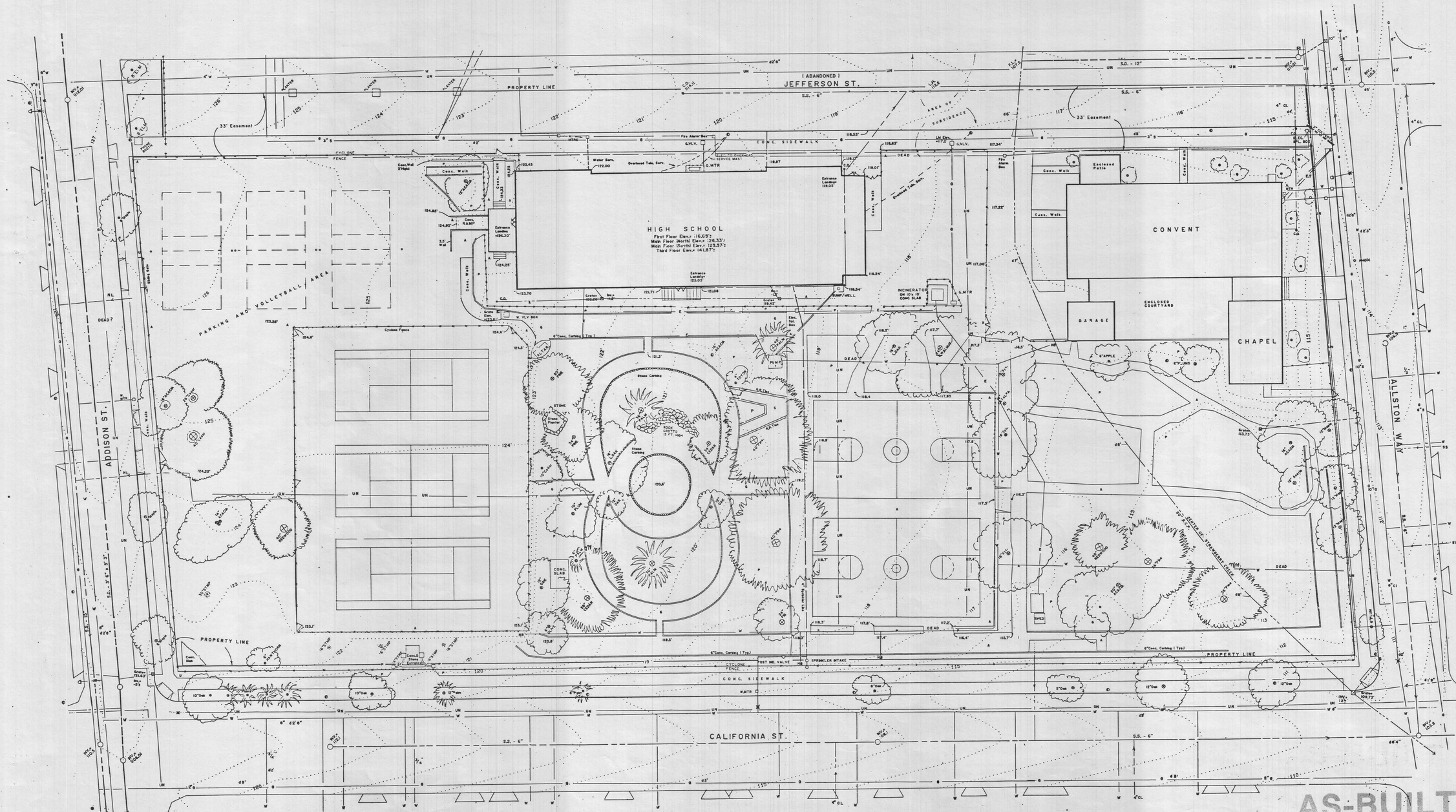

AS-BUILT

MWM ARCHITECTS, INC.
Architecture · Planning · Interior Design
2333 Harrison, Oakland, California 94612
Tel (510) 832- 5242 Fax (510) 832-3022

Date Submitted for Construction 24 February 1992
Job No. 1-1841.50
Drawn
Checked
Approved for the Owner
Approved for the Architect

No.	Revision	Date

COORDINATION PRINTING 27 JAN. 1992

PRESENTATION FACULTY HOUSING

NEW BUILDINGS
UNIVERSITY OF CALIFORNIA
BERKELEY

TOPOGRAPHY AND BOUNDARY PLAN

Sheet No.

TO.1

Revised File Name: Presentation Faculty Housing - All 0UNLIS - Sheet 0000TO1 - Project 01184150 - Date 02-24-1992 - Title TOPOGRAPHYANDBOUND.A0 - Floor NNNN.pdf